

09.20.2022

ADOPTED

## TOWN OF RIVERHEAD

## TB Resolution 2022-680

**AWARDS BID FOR 2023 OR NEWER CHASSIS, 10' 304 STAINLESS STEEL DUMP BODY, CUSTOM LOW MOUNT HITCH, 10' STAINLESS STEEL MATERIAL SPREADER, 11' SNOW PLOW AND CENTRAL HYDRAULICS**

Councilman Kern offered the following resolution,  
which was seconded by Councilman Hubbard

**WHEREAS**, Town Board Resolution #2022-563 authorized the Town Clerk to advertise a Notice to Bidders for sealed bids for **2023 or NEWER CHASSIS, 10' 304 STAINLESS STEEL DUMP BODY, CUSTOM LOW MOUNT HITCH, 10' STAINLESS STEEL MATERIAL SPREADER, 11' SNOW PLOW AND CENTRAL HYDRAULICS**; and

**WHEREAS**, 2 bids were received, opened and read aloud in the Office of the Town Clerk, 200 Howell Avenue, Riverhead, NY 11901 on **September 2, 2022** at **11:00 AM**; and

**WHEREAS**, the bids were reviewed and a bid tabulation was prepared by the Purchasing Agent and presented to the Town Board for review, and a recommendation for award has been made by the Highway Superintendent;

**NOW THEREFORE BE IT RESOLVED** that the **2023 or NEWER CHASSIS, 10' 304 STAINLESS STEEL DUMP BODY, CUSTOM LOW MOUNT HITCH, 10' STAINLESS STEEL MATERIAL SPREADER, 11' SNOW PLOW AND CENTRAL HYDRAULICS** be awarded to the vendor indicated below for prices on the attached pages;

**TRUX INC., LONG ISLAND FREIGHTLINER  
1365 LAKELAND AVE  
BOHEMIA, NY 11716  
pnettesheim@lifreightliner.com**

**BE IT FURTHER RESOLVED**, that the Town Clerk be and is hereby authorized to forward a copy of this resolution to the vendor listed above, and the Highway and Purchasing Departments; and

**BE IT FURTHER RESOLVED** that all Town Hall Departments may review and obtain a copy of this resolution from the electronic storage device and, if needed, a certified copy of same may be obtained from the Office of the Town Clerk.

**THE VOTE**

**RESULT:** ADOPTED [UNANIMOUS]  
**MOVER:** Robert Kern, Councilman  
**SECONDER:** Tim Hubbard, Councilman  
**AYES:** Yvette Aguiar, Tim Hubbard, Kenneth Rothwell, Robert Kern  
**ABSENT:** Frank Beyrodt Jr.

State of New York  
 County of Suffolk } ss:  
 Town of Riverhead





This is to certify that I, the undersigned, Town Clerk of the Town of Riverhead, County of Suffolk, State of New York, have compared the forgoing copy of a Resolution with the original now on file in this office and which was duly adopted on September 20, 2022 and that the same is a true and correct transcript of said Resolution and the of the whole thereof.

IN WITNESS WHEREOF, I have hereunto set my hand and the official seal of the Town of Riverhead, on September 22, 2022

*Diane M. Wilhelm*

, Town Clerk

## FISCAL IMPACT STATEMENT OF PROPOSED RIVERHEAD TOWN BOARD LEGISLATION

A. Type of Legislation      Resolution <u>  x  </u> Local Law		
B. Title of Proposed Legislation: 2023 or NEWER CHASSIS, 10' 304 STAINLESS STEEL DUMP BODY, CUSTOM LOW MOUNT HITCH, 10' STAINLESS STEEL MATERIAL SPREADER, 11' SNOW PLOW AND CENTRAL HYDRAULICS		
C. Purpose of Proposed Legislation:		
D. Will the Proposed Legislation Have a Fiscal Impact?    Yes <u>  x  </u> No		
E. If the answer to section D is "yes", select (a) or (b) below and initial or detail as applicable:		
(a) The fiscal impact can be absorbed by Town/department existing resources set forth in approved Town Annual Budget <u>  TB  </u> (example: routine and budgeted procurement of goods/services)*if selecting E(a), please initial then skip items F,G and complete H,I and J; <div style="text-align: center;">or</div> (b) The description/explanation of fiscal impact is set forth as follows:		
F. If the answer to E required description/explanation of fiscal impact (E(b)), please describe total Financial Cost of Funding over 5 Years		
<b>G. Proposed Source of Funding</b> Appropriation Account to be Charged: DA1-5-5130-240-000-00000  Grant or other Revenue Source:  Appropriation Transfer (list account(s) and amount):		
H. Typed Name & Title of Preparer: Teresa Baldinucci	I. Signature of Preparer  <div style="text-align: center;">   <u>Teresa Baldinucci</u>          Teresa Baldinucci       </div>	J. Date 9/13/22
K. Accounting Staff Name & Title William Rothaar, Accounting Department	L. Signature of Accounting Staff  <div style="text-align: center;">           William Rothaar       </div>	M. Date 9/14/22

# Long Island Freightliner



1365 Lakeland Avenue  
Bohemia, NY 11716



Mercedes Benz  
Diesel Power

Attn: Mrs. Diane M Wilhelm, Town Clerk  
Town of Riverhead  
200 Howell Avenue  
Riverhead, NY 11901

08/30/2022

Re: "BID FOR: 2023 or NEWER CHASSIS, 10.5' 304 STAINLESS STEEL DUMP BODY, CUSTOM LOW MOUNT HITCH, 10' STAINLESS STEEL DUMP BODY, CUSTOM LOW MOUNT HITCH, 10' STAINLESS STEEL MATERIAL SPREADER, 11' SNOW PLOW AND CENTRAL HYDRAULICS".

Dear Mrs. Wilhelm,

I am pleased to submit a bid for a truck and equipment as outlined in your bid packet. We have the following information for you that further explains our offering:

- 1) We have never bid for any vehicle where liquidated damages is indicated. You have asked for an estimated delivery and since you indicate that you will penalize the vendor \$250.00/day for every day late we can then only provide a delivery estimate that is far in excess of what we actually anticipate, thereby preventing any liquidated damage charges. Please understand that we anticipate the delivery dates to improve over the next 1-4 years (the length of the contract) so what we might indicate today will certainly be different in the next months/years. Our delivery date will be no more than 18 months from date of PO received.

- 2) We are offering two options that the Town might consider:

A) Dump body with 36" sides and 42" tailgate for \$1,212.00

B) Manual valve for spreader upgraded to Muncie MESP electric controller for \$3,220.00

Please note that the in cab manual valve will require a waiver to be signed relieving us from Osha regulations (electric option removes high pressure hot oil from inside cab area).

Thank you for the opportunity to bid and should we be the lowest responsible bidder, we look forward to receiving your valued order(s).

Regards,

  
Peter D. Nettesheim  
Pres.

Sales: (631) 563-1300 • Parts: (631) 563-1399 • Service: (631) 563-1398 • Fax: (631) 563-1397





**TOWN OF RIVERHEAD**  
 Yvette Aguiar, Supervisor  
 200 Howell Avenue  
 Riverhead, New York 11901-2596  
 631-727-3200

**BID FOR:**

**2023 or NEWER CHASSIS, 10.5' 304 STAINLESS STEEL DUMP BODY,  
 CUSTOM LOW MOUNT HITCH, 10' STAINLESS STEEL MATERIAL  
 SPREADER, 11' SNOW PLOW AND CENTRAL HYDRAULICS**

Trux Inc, Long Island Freightliner  
 BIDDERS NAME

1365 Loheland Ave  
 BIDDERS ADDRESS

Bohemia, New York  
 CITY, STATE, ZIP

(631) 563-1300  
 PHONE NUMBER

pnettesheim@LI Freightliner.com  
 EMAIL ADDRESS

In compliance with your advertisement for bids to be opened on September 1, 2022 and subject to all conditions thereof, the undersigned hereby proposes to furnish the item(s) and/or service(s) itemized in this proposal in accordance with the Notice to Bidders, General Information Agreement and Specifications contained herein on the Bid Proposal Form attached.

Bidder certifies that the prices quoted herein do not include Federal Excise Tax or any Federal, New York State or City Sales Tax and are not higher than prices charged to any governmental or commercial consumer for like merchandise and/or service; and all prices include shipping and freight charges to any Municipal building or site within the Town of Riverhead.

Respectfully submitted,

[Signature]

Signature

Peter Vettesheim

Printed Name

8/30/22

Date

Pres.

Title

**THIS PAGE MUST BE COMPLETED, SIGNED, AND RETURNED WITH BID**

Attachment: LI Freightliner (2022-680 : Awards Bid for 2023 Chasis W/Dump Body & Accessories)

VENDOR NAME

True Inc**TOWN OF RIVERHEAD  
NOTICE TO BIDDERS**

Sealed bids for **2023 or NEWER CHASSIS, 10' 304 STAINLESS STEEL DUMP BODY, CUSTOM LOW MOUNT HITCH, 10' STAINLESS STEEL MATERIAL SPREADER, 11' SNOW PLOW AND CENTRAL HYDRAULICS** will be received by the Town Clerk of the Town of Riverhead at Town Hall, 200 Howell Avenue, Riverhead, New York, 11901, until **11:00 a.m. on September 1, 2022**, at which time all bids received shall be opened and read aloud.

Bid Specifications and/or Plans may be obtained by visiting the Town of Riverhead website at **[www.townofriverheadny.gov](http://www.townofriverheadny.gov)** on or after **August 11, 2022**. Click on "Bid Requests" and follow the instructions to register.

**BY ORDER OF THE TOWN BOARD  
OF THE TOWN OF RIVERHEAD**

**DIANE M. WILHELM, TOWN CLERK**



VENDOR NAME

Trax Inc

**TOWN OF RIVERHEAD  
BID SPECIFICATION**

**2023 or NEWER CHASSIS, 10.5' 304 STAINLESS STEEL DUMP BODY,  
CUSTOM LOW MOUNT HITCH, 10' STAINLESS STEEL MATERIAL  
SPREADER, 11' SNOW PLOW AND CENTRAL HYDRAULICS**

**I. General Description**

The Highway Department is seeking a new, latest model in production chassis, 10.5' 304 stainless steel dump body and custom low hitch. Additional optional equipment is a 10' stainless steel material spreader, and a 11' snow plow and central hydraulics.

Any deviations from the written specifications shown in the bid specifications shall be noted on the form titled "**EXCEPTIONS TO BID SPECIFICATIONS**" annexed to the specifications. In order to receive full consideration, bids must fully follow the specifications described more fully below and the notice to bidders.

**II. General Requirements**

**Bids:** Unless prices and all information requested are complete, bid may be disregarded and given no consideration. All prices and bids must be in ink or typewritten, with the vendor name on each page. No pencil figures or erasures are permitted. Mistakes may be crossed out and corrections inserted adjacent thereto and must be initialed in ink by person signing the bid. All bids must be signed with the firm's name and by a responsible officer or employee.

**Submission of Bids:** Each bid must be submitted on the prescribed form in a sealed envelope clearly marked "**2023 or NEWER CHASSIS, 10.5' 304 STAINLESS STEEL DUMP BODY, CUSTOM LOW MOUNT HITCH, 10' STAINLESS STEEL MATERIAL SPREADER, 11' SNOW PLOW AND CENTRAL HYDRAULICS**" and filed with the Town Clerk of the Town of Riverhead at Town Hall, 200 Howell Avenue, Riverhead, New York on or before **11:00 am on September 1, 2022** at which time they will be publicly opened and read aloud.

Information must be furnished complete in compliance with the terms, conditions, and provisions of the bid specifications. The information requested and the manner of submission are essential to permit prompt evaluation of all bids on a fair and uniform basis. Accordingly, the Town reserves the right to declare as non-responsive and reject any bid in which material information requested is not furnished or where indirect or incomplete answers or information is provided. Bids shall be for the total net price including all applicable taxes and charges, delivered F.O.B., Town of Riverhead Municipal Garage, 1177 Osborne Avenue, Riverhead, NY 11901.



VENDOR NAME

Trux Inc

Bids and modifications or corrections thereof received after the closing time specified will not be considered. Note: no telephone, e-mail or facsimile of bids will be accepted. If a photocopy is to be submitted, it must be signed in original, in ink.

The Town reserves the right to accept and/or reject any and all bids and waive and formalities in the bidding procedures to the extent permitted by law and make the award as may be deemed in the best interest of the Town.

### III. Requirements/Specifications

The Town of Riverhead is requesting pricing and availability of **2023 or NEWER CHASSIS, 10.5' 304 STAINLESS STEEL DUMP BODY, CUSTOM LOW MOUNT HITCH, 10' STAINLESS STEEL MATERIAL SPREADER, 11' SNOW PLOW AND CENTRAL HYDRAULICS** for use by the Highway Department.

**Price:** Price shall be net F.O.B., Town of Riverhead Municipal Garage, 1177 Osborne Avenue, Riverhead, NY 11901 and shall remain in effect for two (2) years from the date of the award, and may be extended for two (2) one (1) year periods under the same terms and conditions by mutual agreement between the contractor and the Town of Riverhead.

**Quantity:** Quantity is indefinite; however, the contract shall be for the amount actually ordered during the contract period.

**Specification References:** To be attached and made part of this bid form.

Wherever in the contract documents any material or any item of equipment is defined by describing a proprietary product or by using the statement "as manufactured by", it is the intent of the Purchasing Department that this shall describe the quality of material, method of manufacture, and the dimensions. This procedure is not intended to limit bidding on such items, but rather to establish by reference to acceptable existing products a standard of quality to which the items furnished on this contract must conform. The decision of the Superintendent of Highways and the Purchasing Agent will be final as to acceptable alternates.

**Deviations:** In the event alternate chassis or equipment brands are bid, each vendor shall at the time of the bid submit two (2) copies of a technical description of the unit and components they propose to furnish for the purpose of evaluation. Said representations should be sufficiently details so as to address this bid on an item-by-item basis. Specification submitted by vendor shall be instrumental in substantiating compliance with this bid. Failure to submit these technical documents at the time of the bid shall render the bid non-responsive.

Vendors are cautioned that unsubstantiated claims of compliance to the technical specifications and/or any written representations that the product offered is of commensurate capability or an "or equal" nature will not constitute compliance with this requirement.

VENDOR NAME

TRUX INC.

No individual claim(s) of compliance, equality, superiority shall receive any consideration in the absence of specific technical information to support such claims. The issuance of unsupported claims shall render this bid non-responsive.

In the event an alternate is bid, the Town of Riverhead reserves the right to request a demonstration within ten (10) working days of notifications. Demonstration will be conducted at a designated locations within the Town of Riverhead free of charge. Failure to comply with a request for demonstration may result in disqualification of bid.

In the event exceptions are taken, the vendor is instructed to annotate and number exceptions taken and provide all detail relevant to those exception listed by corresponding number on the sheet marked "Exceptions to Specifications" in this bid document.

**Advertising:** Except for inconspicuous identification plates, serial number plates, precautionary instruction plates, etc., no name, trade mark, decal or other identification other than that of the manufacturer, shall be applied to the vehicle(s). Splash guards shall be plain and without lettering. In any instance of violation of these restrictions, the cost to the Town for removal of such advertising will be deducted from contractor's outstanding voucher.

**Motor Vehicle Forms:** All necessary motor vehicle forms, if required, must be made out completely, signed, and delivered with the vehicle(s).

**PLEASE NOTE: ALL MOTOR VEHICLE FORMS MUST BE MADE OUT TO:**

TOWN OF RIVERHEAD  
200 HOWELL AVENUE  
RIVERHEAD, NY 11901

**Delivery Requirements:** Bidder guarantees that delivery will be made within the period indicated on the bid form. Failure to deliver within the stated time period may result in the Town's assessment of liquidated damages in the amount of \$250.00 per day past such time period in which the items ordered are not delivered. Bidders are cautioned NOT to enter "A.S.A.P." as a stated delivery time; doing so will VOID VENDOR'S BID. A definite time MUST be stated.

**Bidder Qualifications:** Bidder must be authorized to do business in New York State by the New York State Department of State.

Attachment: LI Freightliner (2022-680 : Awards Bid for 2023 Chasis W/Dump Body & Accessories)



VENDOR NAME

*True Inc***Return Address:** All bids to be addressed to:

TOWN OF RIVERHEAD  
TOWN CLERKS OFFICE  
200 HOWELL AVENUE  
RIVERHEAD, NY 11901

**Addenda and Interpretations:** Every request for information or interpretation of the Contract Documents must be submitted in writing to the Town Purchasing Agent at [baldinucci@townofriverheadny.gov](mailto:baldinucci@townofriverheadny.gov) at least five (5) business days prior to date fixed for the opening of bids. Any such interpretation or supplemental instructions will be in the form of written addenda and will be emailed to all prospective bidders who have registered and obtained the bid documents from the Town of Riverhead website ([townofriverheadny.gov](http://townofriverheadny.gov)). The failure of any bidder to receive such addenda will not relieve the bidder of any obligation under his bid as submitted. Any addenda so issued shall become part of the Contract Documents.

**Governing Law and Forum Selection:** Any dispute arising under or in connection with this contract shall be brought only in the state courts located in Suffolk County, New York. The contractor consents to the exercise of jurisdiction by the Courts of the State of New York.

**NOTE:** Any changes made to the Town's terms and conditions may cause the vendor's bid to be disqualified.

NO BID SHALL BE WITHDRAWN NOR PRICE INCREASED FOR A PERIOD OF FORTY-FIVE (45) DAYS AFTER BEING PUBLICLY OPENED AND READ.

ALL BIDS MUST BE SUBMITTED IN A SEALED ENVELOPE THAT IS PROPERLY LABELED WITH THE BID NAME AND OPENING DATE. A LABEL IS PROVIDED ON THE LAST PAGE OF THIS DOCUMENT FOR YOUR CONVENIENCE. FAXED OR EMAILED BIDS WILL NOT BE ACCEPTED.

THE RIVERHEAD TOWN BOARD RESERVES THE RIGHT TO WAIVE ANY FORMALITY AND/OR INFORMALITY OR TO REJECT ANY OR ALL BIDS RECEIVED OR TO AWARD A CONTRACT TO ONE OR MORE BIDDERS FOR AN ITEM, GROUP(S) OF ITEMS, OR ALL ITEMS IN THE BID WHEN, IN THE OPINION OF THE TOWN BOARD, SUCH AN ACTION WILL BE IN THE BEST INTEREST OF THE TOWN.

**PLEASE NOTE:** BIDDER MUST COMPLETE AND SIGN ALL FORMS AND STATEMENTS AS INDICATED IN THIS BID DOCUMENT.



VENDOR NAME

Trmx Inc**SPECIFICATIONS**

The bidder shall indicate 100% compliance by checking "YES" or non-compliance by checking "NO" for each line item specification. Any space left blank shall be considered non-compliant. Any deviations from the specifications, or where submitted literature does not fully support the meeting of specifications, must be clearly cited in detail by the bidder on the "EXCEPTIONS" page in this bid document. No verbal interpretation will be accepted. In addition, no deviations below "minimum" specifications as written will be accepted.

Bidder shall provide current specification literature for all items being bid with their bid submission.

COMPLIANCE TO SPECIFICATIONS			
The bidder shall indicate 100% compliance by checking "YES" or non-compliance by checking "NO" for each line item of specification. Any space left blank shall be considered non-compliant. Any deviation from the specification, or where submitted literature does not fully support the meeting of specifications, must be clearly cited in detail, in writing, by the bidder and submitted with the bid. <u>NO</u> verbal interpretations will be accepted! In addition NO deviations below "minimum" specifications as written will be accepted.			
SECTION	SPECIFICATION DETAIL	COMPLY	
		YES	NO
<b>"BIDDING REQUIREMENTS SECTION"</b>		✓	
<b>SPECIFICATION REQUIREMENTS FOR A 46000 LBS GVW 6 WHEEL DUMP CHASSIS</b>			
<u>VEHICLE CONFIGURATION</u>	CONVENTIONAL CHASSIS OR EQUAL	✓	
	2023 MODEL YEAR OR NEWER	2024	
	SET BACK AXLE - TRUCK	✓	
	TRAILER TOWING PROVISION AT END OF FRAME FOR TRUCK		
<u>GENERAL SERVICES</u>	EXPECTED FRONT AXLE(S) LOAD : 16000.0 lbs		
	EXPECTED REAR DRIVE AXLE(S) LOAD : 30000.0 lbs		
	EXPECTED GROSS VEHICLE WEIGHT CAPACITY : 46000.0 lbs		
	EXPECTED GROSS COMBINATION WEIGHT : 80000.0 lbs		
<u>ENGINE</u>	DIESEL 350 HP, 1050 LB/FT		
<u>ENGINE EQUIPMENT</u>	2016 ONBOARD DIAGNOSTICS/2010 EPA/CARB/FINAL GHG17 CONFIGURATION		
	STANDARD OIL PAN		
	ENGINE MOUNTED OIL CHECK AND FILL		
	SIDE OF HOOD AIR INTAKE WITH FIREWALL MOUNTED AIR CLEANER		
	DR 12V 160 AMP 28-SI QUADRAMOUNT PAD ALTERNATOR WITH REMOTE BATTERY VOLT SENSE		
	(2) DTNA GENUINE, FLOODED STARTING, MIN 2250CCA, 390RC, THREADED STUD BATTERIES		
	BATTERY BOX FRAME MOUNTED		
	STANDARD BATTERY JUMPERS		
	SINGLE BATTERY BOX FRAME MOUNTED LH SIDE UNDER CAB		
	WIRE GROUND RETURN FOR BATTERY CABLES WITH ADDITIONAL FRAME GROUND RETURN		
	CAB AUXILIARY POWER CABLE		
	POSITIVE LOAD DISCONNECT WITH CAB MOUNTED CONTROL SWITCH MOUNTED OUTBOARD DRIVER SEAT	✓	



Attachment: LI Freightliner (2022-680 : Awards Bid for 2023 Chasis W/Dump Body &amp; Accessories)



SECTION	SPECIFICATION DETAIL	COMPLY	
		YES	NO
<b>ENGINE EQUIPMENT</b> <b>CONT:</b>	MINIMUM 18.7 CFM AIR COMPRESSOR WITH INTERNAL SAFETY VALVE	✓	
	ELECTRONIC ENGINE INTEGRAL SHUTDOWN PROTECTION SYSTEM	↓	
	EXHAUST BRAKE INTEGRAL WITH VARIABLE GEOMETRY TURBO WITH ON/OFF DASH SWITCH		
	RH OUTBOARD UNDER STEP MOUNTED HORIZONTAL AFTERTREATMENT SYSTEM ASSEMBLY WITH RH HORIZONTAL TAILPIPE		
	ENGINE AFTERTREATMENT DEVICE, AUTOMATIC OVER THE ROAD REGENERATION AND DASH MOUNTED REGENERATION REQUEST SWITCH		
	STANDARD EXHAUST SYSTEM LENGTH		
	RH STANDARD HORIZONTAL TAILPIPE		
	6 GALLON DIESEL EXHAUST FLUID TANK		
	100 PERCENT DIESEL EXHAUST FLUID FILL		
	STANDARD DIESEL EXHAUST FLUID PUMP MOUNTING		
	LH MEDIUM DUTY STANDARD DIESEL EXHAUST FLUID TANK LOCATION		
	STANDARD DIESEL EXHAUST FLUID TANK CAP		
	VISCOUS FAN DRIVE ON/OFF		
	FUEL FILTER		
	COMBINATION FULL FLOW/BYPASS OIL FILTER		
	1115 SQUARE INCH ALUMINUM RADIATOR		
	ANTIFREEZE TO -34F, OAT (NITRITE AND SILICATE FREE) EXTENDED LIFE COOLANT		
	GATES BLUE STRIPE COOLANT HOSES OR EQUIVALENT		
	CONSTANT TENSION HOSE CLAMPS FOR COOLANT HOSES		
	RADIATOR DRAIN VALVE		
	ELECTRIC GRID AIR INTAKE WARMER		
	DELCO 12V 38MT HD STARTER WITH INTEGRATED MAGNETIC SWITCH		
	750 WATT 115V BLOCK HEATER		
<b>TRANSMISSION</b>	ALLISON 3000 RDS AUTOMATIC TRANSMISSION WITH PTO PROVISION		
	VEHICLE INTERFACE WIRING CONNECTOR WITHOUT BLUNT CUTS, AT BACK OF CAB		
	ELECTRONIC TRANSMISSION CUSTOMER ACCESS CONNECTOR FIREWALL MOUNTED	✓	

Attachment: LI Freightliner (2022-680 : Awards Bid for 2023 Chasis W/Dump Body &amp; Accessories)



SECTION	SPECIFICATION DETAIL	COMPLY	
		YES	NO
<b><u>TRANSMISSION EQUIPMENT</u></b>	MAGNETIC PLUGS, ENGINE DRAIN, TRANSMISSION DRAIN, AXLE(S) FILL AND DRAIN		
	PUSH BUTTON ELECTRONIC SHIFT CONTROL, DASH MOUNTED		
	TRANSMISSION PROGNOSTICS - ENABLED 2013		
	WATER TO OIL TRANSMISSION COOLER, IN RADIATOR END TANK		
	TRANSMISSION OIL CHECK AND FILL WITH ELECTRONIC OIL LEVEL CHECK		
	SYNTHETIC TRANSMISSION FLUID (TES-295 COMPLIANT)		
<b><u>FRONT AXLE AND EQUIPMENT</u></b>	DA-F-16.0-5 16,000# FL1 71.0 KPI/3.74 DROP SINGLE FRONT AXLE		
	16.5X6 Q+ CAST SPIDER CAM FRONT BRAKES, DOUBLE ANCHOR, FABRICATED SHOES		
	NON-ASBESTOS FRONT BRAKE LINING		
	CONMET CAST IRON FRONT BRAKE DRUMS		
	FRONT OIL SEALS		
	VENTED FRONT HUB CAPS WITH WINDOW, CENTER AND SIDE PLUGS - OIL		
	STANDARD SPINDLE NUTS FOR ALL AXLES		
	AUTOMATIC FRONT SLACK ADJUSTERS		
	STANDARD KING PIN BUSHINGS		
	TRW TAS-85 POWER STEERING		
	POWER STEERING PUMP		
	2 QUART SEE THROUGH POWER STEERING RESERVOIR		
	ORGANIC SAE 80/90 FRONT AXLE LUBE		
<b><u>FRONT SUSPENSION</u></b>	16,000# TAPERLEAF FRONT SUSPENSION		
	MAINTENANCE FREE RUBBER BUSHINGS - FRONT SUSPENSION		
	FRONT SHOCK ABSORBERS		
<b><u>REAR AXLE AND EQUIPMENT</u></b>	RS-30-185 30,000# U-SERIES SINGLE REAR AXLE		
	5.86 REAR AXLE RATIO		
	IRON REAR AXLE CARRIER WITH STANDARD AXLE HOUSING		
	SPL140HD DANA SPICER MAIN DRIVELINE WITH HALF ROUND YOKES		
	DRIVER CONTROLLED TRACTION DIFFERENTIAL - SINGLE REAR AXLE		
	(1) DRIVER CONTROLLED DIFFERENTIAL LOCK REAR VALVE FOR SINGLE DRIVE AXLE		

Attachment: LI Freightliner (2022-680 : Awards Bid for 2023 Chasis W/Dump Body &amp; Accessories)



SECTION	SPECIFICATION DETAIL	COMPLY	
		YES	NO
<b>REAR AXLE AND EQUIPMENT</b> <b>CONT:</b>	BLINKING LAMP WITH EACH MODE SWITCH, DIFFERENTIAL UNLOCK WITH IGNITION OFF, ACTIVE <5 MPH	✓	
	16.5X7 P CAST SPIDER CAM REAR BRAKES, DOUBLE ANCHOR, CAST SHOES		
	NON-ASBESTOS REAR BRAKE LINING		
	BRAKE CAMS AND CHAMBERS ON REAR SIDE OF DRIVE AXLE(S)		
	WEBB CAST IRON REAR BRAKE DRUMS		
	REAR OIL SEALS		
	BENDIX EVERSURE LONGSTROKE 1-DRIVE AXLE SPRING PARKING CHAMBERS		
	AUTOMATIC REAR SLACK ADJUSTERS		
	ORGANIC SAE 80/90 REAR AXLE LUBE		
	STANDARD REAR AXLE BREATHER(S)		
<b>REAR SUSPENSION</b>	30,000# FLAT LEAF SPRING REAR SUSPENSION WITH HELPER AND RADIUS ROD		
	SPRING SUSPENSION - NO AXLE SPACERS		
	STANDARD AXLE SEATS IN AXLE CLAMP GROUP		
	FORE/AFT CONTROL RODS		
<b>BRAKE SYSTEM</b>	ABS WITH TRACTION CONTROL, WITH ATC OFF-ROAD SWITCH		
	REINFORCED NYLON, FABRIC BRAID AND WIRE BRAID CHASSIS AIR LINES		
	FIBER BRAID PARKING BRAKE HOSE		
	STANDARD BRAKE SYSTEM VALVES		
	STANDARD AIR SYSTEM PRESSURE PROTECTION SYSTEM		
	STD U.S. FRONT BRAKE VALVE		
	RELAY VALVE WITH 5-8 PSI CRACK PRESSURE, NO REAR PROPORTIONING VALVE		
	SYSTEM SAVER HP WITH INTEGRAL AIR GOVERNOR AND HEATER		
	AIR DRYER FRAME MOUNTED		
	ALUMINUM AIR BRAKE RESERVOIRS		
	PULL CABLE ON WET TANK, PETCOCK DRAIN VALVES ON ALL OTHER AIR TANKS		
<b>TRAILER CONNECTIONS</b>	AIR CONNECTIONS TO END OF FRAME WITH GLAD HANDS FOR TRUCK AND NO DUST COVERS		
	PRIMARY CONNECTOR/RECEPTACLE WIRED FOR SEPARATE STOP/TURN, ABS CENTER PIN POWERED THROUGH IGNITION	✓	

Attachment: LI Freightliner (2022-680 : Awards Bid for 2023 Chasis W/Dump Body &amp; Accessories)



SECTION	SPECIFICATION DETAIL	COMPLY	
		YES	NO
<b><u>TRAILER CONNECTIONS</u></b>	SAE J560 7-WAY PRIMARY TRAILER CABLE RECEPTACLE MOUNTED END OF FRAME	✓	
<b><u>CONT:</u></b>	UPGRADED CHASSIS MULTIPLEXING UNIT		
<b><u>WHEELBASE &amp; FRAME</u></b>	3900MM (154 INCH) WHEELBASE		
	7/16X3-9/16X11-1/8 INCH STEEL FRAME		
	(11.11MMX282.6MM/0.437X11.13 INCH) 120KSI		
	1600MM (63 INCH) REAR FRAME OVERHANG		
	84" CA		
	24 INCH INTEGRAL FRONT FRAME EXTENSION		
	SQUARE END OF FRAME		
	FRONT CLOSING CROSSMEMBER		
	LIGHTWEIGHT HEAVY DUTY ALUMINUM ENGINE CROSSMEMBER		
	STANDARD MIDSHIP #1 CROSSMEMBER(S)		
	STANDARD REARMOST CROSSMEMBER		
	STANDARD SUSPENSION CROSSMEMBER		
<b><u>CHASSIS EQUIPMENT</u></b>	14 INCH PAINTED STEEL BUMPER		
	FRONT TOW HOOKS - FRAME MOUNTED		
	BUMPER MOUNTING FOR SINGLE LICENSE PLATE		
	GRADE 8 THREADED HEX HEADED FRAME FASTENERS		
<b><u>FUEL TANKS</u></b>	50 GALLON/189 LITER RECTANGULAR ALUMINUM FUEL TANK - LH		
	RECTANGULAR FUEL TANK(S)		
	POLISHED ALUMINUM FUEL TANK(S) WITH PAINTED BANDS		
	FUEL TANK(S) FORWARD		
	POLISHED STEP FINISH		
	FUEL TANK CAP(S)		
	FUEL/WATER SEPARATOR WITH 12V HEAT		
	EQUIFLO INBOARD FUEL SYSTEM		
<b><u>TIRES</u></b>	HIGH TEMPERATURE REINFORCED NYLON FUEL LINE		
	MICHELIN X WORKS Z 315/80R22.5 20 PLY RADIAL FRONT TIRES		
<b><u>HUBS</u></b>	MICHELIN XDY-S2 315/80R22.5 20 PLY RADIAL REAR TIRES		
	CONMET PRESET PLUS PREMIUM IRON FRONT HUBS		
<b><u>WHEELS</u></b>	WEBB IRON REAR HUBS		
	"ULTRA ONE" 22.5X9.00 10-HUB ALUMINUM DISC FRONT WHEELS		
<b><u>CAB EXTERIOR</u></b>	"ULTRA ONE" 22.5X9.00 10-HUB ALUMINUM DISC REAR WHEELS		
	108 INCH BBC FLAT ROOF ALUMINUM CONVENTIONAL CAB	✓	

Attachment: LI Freightliner (2022-680 : Awards Bid for 2023 Chasis W/Dump Body &amp; Accessories)



SECTION	SPECIFICATION DETAIL	COMPLY	
		YES	NO
<b>CAB EXTERIOR</b> <b>CONT:</b>	AIR CAB MOUNTING	✓	
	NONREMOVABLE BUGSCREEN MOUNTED BEHIND GRILLE		
	FRONT FENDERS SET-BACK AXLE		
	LH AND RH GRAB HANDLES		
	STATIONARY BLACK GRILLE WITH BRIGHT ACCENTS		
	BLACK HOOD MOUNTED AIR INTAKE GRILLE		
	FIBERGLASS HOOD		
	SINGLE 14 INCH ROUND POLISHED AIR HORN ROOF MOUNTED		
	SINGLE ELECTRIC HORN		
	SINGLE HORN SHIELD		
	EXTERIOR SUN VISOR		
	DOOR LOCKS AND IGNITION SWITCH KEYED THE SAME		
	REAR LICENSE PLATE MOUNT END OF FRAME		
	LED COMPOSITE HEADLAMPS WITH BLACK BEZELS	Halogen ✓	✓
	LED AERODYNAMIC MARKER LIGHTS		
	INTEGRAL STOP/TAIL/BACKUP LIGHTS		
	STANDARD FRONT TURN SIGNAL LAMPS		
	DUAL WEST COAST BRIGHT FINISH HEATED MIRRORS WITH LH AND RH REMOTE		
	DOOR MOUNTED MIRRORS		
	102 INCH EQUIPMENT WIDTH		
	LH AND RH 8 INCH BRIGHT FINISH CONVEX MIRRORS MOUNTED UNDER PRIMARY MIRRORS		
	RH DOWN VIEW MIRROR		
	RH AND LH 8 INCH STAINLESS STEEL FENDER MOUNTED CONVEX MIRRORS WITH TRIPOD BRACKETS		
	STANDARD SIDE/REAR REFLECTORS		
	POLISHED DIAMOND PLATE EXHAUST COVER		
	63X14 INCH TINTED REAR WINDOW		
	TINTED DOOR GLASS LH AND RH WITH TINTED NON-OPERATING WING WINDOWS		
	RH AND LH ELECTRIC POWERED WINDOWS, PASSENGER SWITCHES ON DOOR(S)		
	ELECTRICALLY HEATED TINTED WINDSHIELD		
	8 LITER WINDSHIELD WASHER RESERVOIR, CAB MOUNTED, WITH FLUID LEVEL INDICATOR		
	OPAL GRAY VINYL INTERIOR		
	MOLDED PLASTIC DOOR PANEL		
	MOLDED PLASTIC DOOR PANEL		

Attachment: LI Freightliner (2022-680 : Awards Bid for 2023 Chasis W/Dump Body &amp; Accessories)



SECTION	SPECIFICATION DETAIL	COMPLY	
		YES	NO
<b><u>CAB INTERIOR</u></b>	BLACK MATS WITH SINGLE INSULATION	✓	
	DASH MOUNTED ASH TRAYS AND LIGHTER		
	FORWARD ROOF MOUNTED CONSOLE WITH UPPER STORAGE COMPARTMENTS WITHOUT NETTING		
	IN DASH STORAGE BIN		
	(2) CUP HOLDERS LH AND RH DASH		
	GRAY/CHARCOAL FLAT DASH		
	5 LB. FIRE EXTINGUISHER		
	HEATER, DEFROSTER AND AIR CONDITIONER		
	STANDARD HVAC DUCTING		
	MAIN HVAC CONTROLS WITH RECIRCULATION SWITCH		
	STANDARD HEATER PLUMBING		
	DENSO HEAVY DUTY AIR CONDITIONER COMPRESSOR		
	BINARY CONTROL, R-134A		
	STANDARD INSULATION		
	SOLID-STATE CIRCUIT PROTECTION AND FUSES		
	12V NEGATIVE GROUND ELECTRICAL SYSTEM		
	DOME LIGHT WITH 3-WAY SWITCH ACTIVATED BY LH AND RH DOORS		
	LH AND RH ELECTRIC DOOR LOCKS		
	(1) 12 VOLT POWER SUPPLY IN DASH		
	TRIANGULAR REFLECTORS WITHOUT FLARES		
	BASIC HIGH BACK AIR SUSPENSION DRIVER SEAT WITH MECHANICAL LUMBAR AND INTEGRATED CUSHION EXTENSION		
	2 MAN TOOL BOX MID BACK NON SUSPENSION PASSENGER SEAT		
	LH AND RH INTEGRAL DOOR PANEL ARMRESTS		
	BLACK CORDURA PLUS CLOTH DRIVER SEAT COVER		
	BLACK CORDURA PLUS CLOTH PASSENGER SEAT COVER		
	BLACK SEAT BELTS		
	ADJUSTABLE TILT AND TELESCOPING STEERING COLUMN		
	4-SPOKE 18 INCH (450MM) STEERING WHEEL		
	DRIVER AND PASSENGER INTERIOR SUN VISORS		
<b><u>INSTRUMENTS &amp; CONTROLS</u></b>	GRAY DRIVER INSTRUMENT PANEL		
	GRAY CENTER INSTRUMENT PANEL		
	BLACK GAUGE BEZELS		
	LOW AIR PRESSURE INDICATOR LIGHT AND AUDIBLE ALARM		
	2 INCH PRIMARY AND SECONDARY AIR PRESSURE GAUGES	✓	

Attachment: LI Freightliner (2022-680 : Awards Bid for 2023 Chasis W/Dump Body &amp; Accessories)




SECTION	SPECIFICATION DETAIL	COMPLY	
		YES	NO
<b><u>INSTRUMENTS &amp; CONTROLS</u></b> <b><u>CONT:</u></b>	INTAKE MOUNTED AIR RESTRICTION INDICATOR WITHOUT GRADUATIONS	✓	
	NO ELECTRONIC CRUISE CONTROL		
	KEY OPERATED IGNITION SWITCH AND INTEGRAL START POSITION; 4 POSITION OFF/RUN/START/ACCESSORY		
	ICU3S, 132X48 DISPLAY WITH DIAGNOSTICS, 28 LED WARNING LAMPS AND DATA LINKED		
	HEAVY DUTY ONBOARD DIAGNOSTICS INTERFACE CONNECTOR LOCATED BELOW LH DASH		
	2 INCH ELECTRIC FUEL GAUGE		
	PROGRAMMABLE RPM CONTROL - ELECTRONIC ENGINE		
	ELECTRICAL ENGINE COOLANT TEMPERATURE GAUGE		
	2 INCH TRANSMISSION OIL TEMPERATURE GAUGE		
	ENGINE AND TRIP HOUR METERS INTEGRAL WITHIN DRIVER DISPLAY		
	CUSTOMER FURNISHED AND INSTALLED PTO CONTROLS		
	ELECTRIC ENGINE OIL PRESSURE GAUGE		
	AM/FM/WB WORLD TUNER RADIO WITH BLUETOOTH AND USB AND AUXILIARY INPUTS, J1939		
	DASH MOUNTED RADIO		
	(2) RADIO SPEAKERS IN CAB		
	AM/FM ANTENNA MOUNTED ON FORWARD LH ROOF		
	ELECTRONIC MPH SPEEDOMETER WITH SECONDARY KPH SCALE, WITHOUT ODOMETER		
	STANDARD VEHICLE SPEED SENSOR		
	ELECTRONIC 3000 RPM TACHOMETER		
	IDLE LIMITER, ELECTRONIC ENGINE		
	FOUR ON/OFF ROCKER SWITCHES IN THE DASH WITH INDICATOR LIGHTS AND WIRE ROUTED TO CHASSIS AT BACK OF CAB, LABEL OPT		
	PRE-TRIP LAMP INSPECTION SYSTEM (PRE-CHECKS ALL LAMPS FOR PROPER OPERATION BEFORE TRUCK USE)		
	BW TRACTOR PROTECTION VALVE		
	TRAILER HAND CONTROL BRAKE VALVE		
	DIGITAL VOLTAGE DISPLAY INTEGRAL WITH DRIVER DISPLAY		
	SINGLE ELECTRIC WINDSHIELD WIPER MOTOR WITH DELAY AND ARCTIC TYPE BLADES		
	MARKER LIGHT SWITCH INTEGRAL WITH HEADLIGHT SWITCH AND CONNECTOR FOR BODY COMPANY SUPPLIED LIGHTS.	✓	

Attachment: LI Freightliner (2022-680 : Awards Bid for 2023 Chasis W/Dump Body &amp; Accessories)

SECTION	SPECIFICATION DETAIL	COMPLY	
		YES	NO
<u><b>INSTRUMENTS &amp; CONTROLS</b></u>	TWO VALVE PARKING BRAKE SYSTEM WITH WARNING INDICATOR	✓	
<u><b>CONT:</b></u>	SELF CANCELING TURN SIGNAL SWITCH WITH DIMMER, WASHER/WIPER AND HAZARD IN HANDLE		
	INTEGRAL ELECTRONIC TURN SIGNAL FLASHER WITH HAZARD LAMPS OVERRIDING STOP LAMPS		
<u><b>DESIGN</b></u>	PAINT: ONE SOLID COLOR: WHITE WITH BLACK FRAME		
<u><b>COLOR</b></u>	CAB COLOR A: TO TOWN SPECIFICATIONS.		
	BLACK, HIGH SOLIDS POLYURETHANE CHASSIS PAINT		
	BUMPER PAINT: FP24812 ARGENT SILVER DUPONT FLEX		
	STANDARD E COAT/UNDERCOATING		
<u><b>CERTIFICATION / COMPLIANCE</b></u>	U.S. FMVSS CERTIFICATION, EXCEPT SALES CABS AND GLIDER KITS	✓	

Attachment: LI Freightliner (2022-680 : Awards Bid for 2023 Chasis W/Dump Body &amp; Accessories)



SECTION	SPECIFICATION DETAIL	COMPLY																																																																																				
		YES	NO																																																																																			
<b><u>EXTENDED WARRANTY</u></b>	ENGINE EXTENDED WARRANTY INCLUDING AFTERTREATMENT FOR 5 YEARS / 100,000	✓																																																																																				
	TC4: MD MODERATE 5 YEARS/100,000 MILES / 161,000 KM EXTENDED TRUCK COVERAGE. SEE BELOW FOR ITEMS THIS INCLUDES	✓																																																																																				
	 <b>TRUCK COVERAGE COMPARISONS</b> <table border="1"> <thead> <tr> <th>TC1 (Base)</th><th>TC2</th><th>TC3</th><th>TC4 (Premium)</th></tr> </thead> <tbody> <tr><td>FRONT SUSPENSION</td><td>FRONT SUSPENSION</td><td>FRONT SUSPENSION</td><td>FRONT SUSPENSION</td></tr> <tr><td>REAR SUSPENSION</td><td>REAR SUSPENSION</td><td>REAR SUSPENSION</td><td>REAR SUSPENSION</td></tr> <tr><td>AIR INTAKE SYSTEM</td><td>AIR INTAKE SYSTEM</td><td>AIR INTAKE SYSTEM</td><td>AIR INTAKE SYSTEM</td></tr> <tr><td>IGNITION SYSTEM</td><td>IGNITION SYSTEM</td><td>IGNITION SYSTEM</td><td>IGNITION SYSTEM</td></tr> <tr><td>CHARGING SYSTEM</td><td>CHARGING SYSTEM</td><td>CHARGING SYSTEM</td><td>CHARGING SYSTEM</td></tr> <tr><td>CRANKING SYSTEM</td><td>CRANKING SYSTEM</td><td>CRANKING SYSTEM</td><td>CRANKING SYSTEM</td></tr> <tr><td>CHARGE AIR COOLER</td><td>CHARGE AIR COOLER</td><td>CHARGE AIR COOLER</td><td>CHARGE AIR COOLER</td></tr> <tr><td>CLIMATE CONTROL</td><td>CLIMATE CONTROL</td><td>CLIMATE CONTROL</td><td>CLIMATE CONTROL</td></tr> <tr><td>COOLING</td><td>COOLING</td><td>COOLING</td><td>COOLING</td></tr> <tr><td>DRIVE SHAFTS</td><td>DRIVE SHAFTS</td><td>DRIVE SHAFTS</td><td>DRIVE SHAFTS</td></tr> <tr><td>BRKING SYSTEM</td><td>BRKING SYSTEM</td><td>BRKING SYSTEM</td><td>BRKING SYSTEM</td></tr> <tr><td>WIRING</td><td>WIRING</td><td>WIRING</td><td>WIRING</td></tr> <tr><td>FUEL SYSTEM</td><td>FUEL SYSTEM</td><td>FUEL SYSTEM</td><td>FUEL SYSTEM</td></tr> <tr><td>STEERING</td><td>STEERING</td><td>STEERING</td><td>STEERING</td></tr> <tr><td>EXHAUST SYSTEM</td><td>EXHAUST SYSTEM</td><td>EXHAUST SYSTEM</td><td>EXHAUST SYSTEM</td></tr> <tr><td>ATS/EMISSIONS</td><td>ATS/EMISSIONS</td><td>ATS/EMISSIONS</td><td>ATS/EMISSIONS</td></tr> <tr><td>SUPPLEMENTAL INFO DEVICES</td><td>SUPPLEMENTAL INFO DEVICES</td><td>SUPPLEMENTAL INFO DEVICES</td><td>SUPPLEMENTAL INFO DEVICES</td></tr> <tr><td>CAB &amp; HOOD</td><td>CAB &amp; HOOD</td><td>CAB &amp; HOOD</td><td>CAB &amp; HOOD</td></tr> <tr><td>INSTRUMENTS &amp; GAUGES</td><td>INSTRUMENTS &amp; GAUGES</td><td>INSTRUMENTS &amp; GAUGES</td><td>INSTRUMENTS &amp; GAUGES</td></tr> <tr><td>TRANSFER CASE MOUNTS</td><td>TRANSFER CASE MOUNTS</td><td>TRANSFER CASE MOUNTS</td><td>TRANSFER CASE MOUNTS</td></tr> </tbody> </table>	TC1 (Base)	TC2	TC3	TC4 (Premium)	FRONT SUSPENSION	FRONT SUSPENSION	FRONT SUSPENSION	FRONT SUSPENSION	REAR SUSPENSION	REAR SUSPENSION	REAR SUSPENSION	REAR SUSPENSION	AIR INTAKE SYSTEM	AIR INTAKE SYSTEM	AIR INTAKE SYSTEM	AIR INTAKE SYSTEM	IGNITION SYSTEM	IGNITION SYSTEM	IGNITION SYSTEM	IGNITION SYSTEM	CHARGING SYSTEM	CHARGING SYSTEM	CHARGING SYSTEM	CHARGING SYSTEM	CRANKING SYSTEM	CRANKING SYSTEM	CRANKING SYSTEM	CRANKING SYSTEM	CHARGE AIR COOLER	CHARGE AIR COOLER	CHARGE AIR COOLER	CHARGE AIR COOLER	CLIMATE CONTROL	CLIMATE CONTROL	CLIMATE CONTROL	CLIMATE CONTROL	COOLING	COOLING	COOLING	COOLING	DRIVE SHAFTS	DRIVE SHAFTS	DRIVE SHAFTS	DRIVE SHAFTS	BRKING SYSTEM	BRKING SYSTEM	BRKING SYSTEM	BRKING SYSTEM	WIRING	WIRING	WIRING	WIRING	FUEL SYSTEM	FUEL SYSTEM	FUEL SYSTEM	FUEL SYSTEM	STEERING	STEERING	STEERING	STEERING	EXHAUST SYSTEM	EXHAUST SYSTEM	EXHAUST SYSTEM	EXHAUST SYSTEM	ATS/EMISSIONS	ATS/EMISSIONS	ATS/EMISSIONS	ATS/EMISSIONS	SUPPLEMENTAL INFO DEVICES	SUPPLEMENTAL INFO DEVICES	SUPPLEMENTAL INFO DEVICES	SUPPLEMENTAL INFO DEVICES	CAB & HOOD	CAB & HOOD	CAB & HOOD	CAB & HOOD	INSTRUMENTS & GAUGES	INSTRUMENTS & GAUGES	INSTRUMENTS & GAUGES	INSTRUMENTS & GAUGES	TRANSFER CASE MOUNTS	TRANSFER CASE MOUNTS	TRANSFER CASE MOUNTS	TRANSFER CASE MOUNTS	
TC1 (Base)	TC2	TC3	TC4 (Premium)																																																																																			
FRONT SUSPENSION	FRONT SUSPENSION	FRONT SUSPENSION	FRONT SUSPENSION																																																																																			
REAR SUSPENSION	REAR SUSPENSION	REAR SUSPENSION	REAR SUSPENSION																																																																																			
AIR INTAKE SYSTEM	AIR INTAKE SYSTEM	AIR INTAKE SYSTEM	AIR INTAKE SYSTEM																																																																																			
IGNITION SYSTEM	IGNITION SYSTEM	IGNITION SYSTEM	IGNITION SYSTEM																																																																																			
CHARGING SYSTEM	CHARGING SYSTEM	CHARGING SYSTEM	CHARGING SYSTEM																																																																																			
CRANKING SYSTEM	CRANKING SYSTEM	CRANKING SYSTEM	CRANKING SYSTEM																																																																																			
CHARGE AIR COOLER	CHARGE AIR COOLER	CHARGE AIR COOLER	CHARGE AIR COOLER																																																																																			
CLIMATE CONTROL	CLIMATE CONTROL	CLIMATE CONTROL	CLIMATE CONTROL																																																																																			
COOLING	COOLING	COOLING	COOLING																																																																																			
DRIVE SHAFTS	DRIVE SHAFTS	DRIVE SHAFTS	DRIVE SHAFTS																																																																																			
BRKING SYSTEM	BRKING SYSTEM	BRKING SYSTEM	BRKING SYSTEM																																																																																			
WIRING	WIRING	WIRING	WIRING																																																																																			
FUEL SYSTEM	FUEL SYSTEM	FUEL SYSTEM	FUEL SYSTEM																																																																																			
STEERING	STEERING	STEERING	STEERING																																																																																			
EXHAUST SYSTEM	EXHAUST SYSTEM	EXHAUST SYSTEM	EXHAUST SYSTEM																																																																																			
ATS/EMISSIONS	ATS/EMISSIONS	ATS/EMISSIONS	ATS/EMISSIONS																																																																																			
SUPPLEMENTAL INFO DEVICES	SUPPLEMENTAL INFO DEVICES	SUPPLEMENTAL INFO DEVICES	SUPPLEMENTAL INFO DEVICES																																																																																			
CAB & HOOD	CAB & HOOD	CAB & HOOD	CAB & HOOD																																																																																			
INSTRUMENTS & GAUGES	INSTRUMENTS & GAUGES	INSTRUMENTS & GAUGES	INSTRUMENTS & GAUGES																																																																																			
TRANSFER CASE MOUNTS	TRANSFER CASE MOUNTS	TRANSFER CASE MOUNTS	TRANSFER CASE MOUNTS																																																																																			
<b><u>EXTENDED WARRANTY CONT:</u></b>	AXLE: FRONT/SINGLE REAR MD MODERATE 5 YEAR/100,000 MILE/161,000 KM EXTENDED AXLE COVERAGE.																																																																																					
	TOWING: 5 YEARS/UNLIMITED MILES/KM EXTENDED TOWING COVERAGE \$550 CAP FEX APPLIES	✓																																																																																				

Attachment: LI Freightliner (2022-680 : Awards Bid for 2023 Chasis W/Dump Body &amp; Accessories)

SECTION	SPECIFICATION DETAIL	COMPLY	
		YES	NO
<b><u>CHOICE</u></b> <b><u>EXTENDED</u></b> <b><u>COVERAGE, 5</u></b> <b><u>YEARS/50,000</u></b> <b><u>MILES</u></b>	Choice Extended coverage provides extended protection for the following key components and systems:	✓	
	Climate control system: Covers complete heat and air conditioning system, including electrical components, lines, wiring, ambient air temperature sensor, and receiver dryer.		
	Auxiliary HVAC Systems (excludes batteries)		
	Cooling System		
	Suspension- Front and Rear		
	Steering System		
	Starter and Alternator: Covers starter motor, starter solenoid, alternator, and mounting brackets.		
	Drive lines		
	Chassis wiring and connectors		
	Gauges and switches		
	Charge air cooler		
	Air system		
	Braking system		
	Interior components		
	Factory installed accessories	✓	

Attachment: LI Freightliner (2022-680 : Awards Bid for 2023 Chasis W/Dump Body &amp; Accessories)



COMPLIANCE TO SPECIFICATIONS			
The bidder shall indicate 100% compliance by checking "YES" or non-compliance by checking "NO" for each line item of specification. Any space left blank shall be considered non-compliant. Any deviation from the specification, or where submitted literature does not fully support the meeting of specifications, must be clearly cited in detail, in writing, by the bidder and submitted with the bid. <u>NO</u> verbal interpretations will be accepted! In addition NO deviations below "minimum" specifications as written will be accepted.			
SECTION	SPECIFICATION DETAIL	COMPLY	
		YES	NO
<b>"BIDDING REQUIREMENTS SECTION"</b>		✓	
<b>10.5' GALION 453U STAINLESS STEEL DUMP BODY CROSSMEMBERLESS</b>			
<b><u>INTENT</u></b>	It is the intent of these specifications to describe a 7.1-8.5 cubic yard heavy-duty dump body with a scissor type hoist.		
<b><u>BODY</u></b>	The length of the dump body shall be 10.5' and inside width shall be 88".		
	It shall have a capacity of 7.1 cubic yards without sideboards.		
	The 10 Ga. 304 stainless steel sides shall be 30 inches high with 6" sideboard pockets capable of increasing the total capacity to 8.5 cubic yards.		
	There shall be 2" x 8" Oak side boards installed and painted black.		
	The straight vertical sides shall be made of 10 Ga. 304 stainless steel with dirt shedding boxed top rail 4-3/8" wide by 4 3/8" high.		
	The dirt shedding sloped top rail is to fold back 45 degrees at top.		
	No seam is to be visible to the outside or bottom of the top rail.		
	Including front corner post, there are to be a minimum of three vertical gussets.		
	The vertical gussets are 6" wide and 3 1/2" deep. The bottom of the sides shall have a 5" 45 degree sloped rub rail that is 4 1/2" wide.		
	The full depth rear corner post shall be a minimum of 15" wide and 4" deep fully welded.		
<b><u>TAILGATE</u></b>	The fully welded 6-panel tailgate shall be one piece 10 Ga. 304 stainless steel 36 inches high.		
	Horizontal bracing shall be dirt shedding including top rail with four 4" vertical gussets.		
	The 1" stainless steel upper tailgate hinge shall have a minimum 1-1/4" <b>304 Stainless Steel</b> upper pin and 1 1/4" <b>304 Stainless Steel</b> lower tailgate pin.		
	The 1/2" lower latch assembly shall have 1/2" <b>304 stainless steel</b> lower pin cradle.		
	The upper tailgate hinge bracket shall be incorporated into the rear corner post.		
	Sleeve covered 3/8" diameter proof coil chains shall be provided to hook into banjo eye brackets welded onto rear corner posts for tailgate spreading.	✓	

Attachment: LI Freightliner (2022-680 : Awards Bid for 2023 Chasis W/Dump Body &amp; Accessories)



SECTION	SPECIFICATION DETAIL	COMPLY	
		YES	NO
<b><u>FRONT HEAD PANEL</u></b>	The front head panel shall be a one piece 10 Ga. 304 stainless steel panel 6" higher than the side height.	✓	
	A formed V bend will be incorporated the full width and placed in the center of the panel.	✓	
	The top of the panel shall be formed 2 1/2" wide and 1 1/4" deep.		
<b><u>FLOOR</u></b>	The crossmemberless floor shall be made of 1/4" AR-450 steel.		
	The floor shall be so designed and constructed that it will not have any underbody crossmember bracing.		
	The floor shall be supported by formed 1/4" thick steel trapezoidal longitudinals that span the entire length of the body.		
<b><u>CAB SHIELD</u></b>	There shall be a 1/2 cab shield supplied made of 10 Ga. 304 stainless steel.		
	The 1/2 cab shield shall extend 23" from the front of the body. The Cabshield width shall be 90".		
	Cabshield shall include a total of 5 amber strobes, One (1) on the drivers side, One (1) On the passengers side, Three (3) across the front.		
<b><u>LED BODY LIGHTS</u></b>	Installed in the rear corner post shall be two (2) S/T/T Oval LED lights, and two (2) LED Amber Strobe lights.		
<b><u>SUBFRAME</u></b>	Subframe shall be made of 5/16" steel formed to a 6" channel.		
<b><u>HOIST</u></b>	Hoist shall have a single cylinder with dual support arms and dual body props.		
	The 8" diameter, 20" stroke cylinder shall have a 2 1/2" chrome plated piston rod and capable of being used in a single acting or double acting application.		
	The NTEA class 50 rated hoist shall ensure a dump angle of not less than 50 degrees and be capable of obtaining a 17 ton lift capacity with relief valve set at 1500 PSI.		
	The front and rear crossmembers of the hoist shall be fully gusseted.		
	The heavy-duty 4140 grade platform type rear hinges shall have replaceable 1 1/2" pins.		
	Hoist shall be of fully solid weld construction.		
<b><u>BACK-UP CAMERA</u></b>	Installed on each rear corner post below the amber strobe lights shall be two (2) back-up camera's. One on each rear corner post. Camera' must be protected against breakage, and strobe flash.		
	Camera monitor shall be installed in the cab of the truck and shall be capable of monitoring up to four (4) camera's at a time. Monitor display will be a minimum of 7".	✓	

Attachment: LI Freightliner (2022-680 : Awards Bid for 2023 Chasis W/Dump Body &amp; Accessories)



SECTION	SPECIFICATION DETAIL	COMPLY	
		YES	NO
<b><u>CUSTOM DESIGNED, TRUCK SNOW PLOW HITCH FOR A TILT HOOD TRUCK CHASSIS</u></b>			
<b><u>GENERAL:</u></b>	These specifications are intended to describe a low mount custom designed snow plow hitch.	✓	
	Designed to keep the hitch and plow as close to the truck grille and/or bumper as possible and allow the hood of the intended chassis to tilt forward for engine service without necessitating movement of the main vertical members.	↓	
<b><u>PUSH FRAME AND LIFTING DEVICE:</u></b>	The hitch shall be designed so that the lift arm and hydraulic ram is capable of collapsing and pinning to a stowage position when the plow is not in use.		
	This design requirement is to shorten the protrusion capability of the lift arm arrangement.		
	The main frame shall consist of two (2) formed channels of 3/8" plate for the vertical members.		
	The two horizontal members shall be 4" x 3" x 5/16" wall tubing and incorporate mounting brackets for working and storage positions of the lift arm and hydraulic cylinder.		
	The attachment of the truck hitch to the truck chassis shall be designed to evenly transmit the snow plow load to the truck frame under continuous severe service.		
	Grade 8 cap screws shall be used throughout.		
	The attachment to the truck frame shall be a custom side plate design of 1/2" material extending back as far as practical from the front of the truck.		
	In addition, two (2) braces of 3" x 2" x 1/2" angle and mounting brackets shall be incorporated so as to transmit thrust from the lower push frame to the underside of the chassis frame rails at a point forward of the front axle.		
	Hydraulics for plow lift and angle will be located in the structure of the hitch.		
<b><u>PLOW COUPLING DEVICE HITCH SIDE</u></b>	Attached to the push frame shall be a locking device for the coupling of the plow to the truck.		
	Shall be of a design, which can be accommodated by a truck mounted Tor-Lok quick coupler locking device with secondary lock.		
	The locking device shall have an opening 3-1/2" x 11-1/2" at the front and 2-1/2" x 10-1/2" at the rear.		
	The opening shall be beveled to allow easy entrance of the arrowhead.		
	Two (2) steel spring loaded locking blocks, installed directly behind the beveled opening, shall automatically clamp about the arrowhead, whenever the arrowhead enters the opening during coupling operations.		
	The locking device shall be so designed as to permit oscillation of the snow plow whenever uneven road contours are encountered.	✓	



SECTION	SPECIFICATION DETAIL	COMPLY	
		YES	NO
<b><u>PLOW</u></b> <b><u>COUPLING</u></b> <b><u>DEVICE HITCH</u></b> <b><u>SIDE CONTD.</u></b>	A handle shall be supplied to unclamp the locking blocks from the arrowhead whenever uncoupling of the plow from the truck is desired.	✓	
	The hydraulic lift ram shall have a 4" bore, double acting design, with a hard chrome plated piston rod.	✓	
	Plow lights to be installed on the hood using low profile heavy duty stainless steel brackets as per dot regulations and guidelines.		
<b><u>CENTRAL HYDRAULIC SYSTEM</u></b>			
<b><u>OPERATOR</u></b> <b><u>CONTROLS</u></b>	Hydraulic valve to be controlled from inside cab by remote cable control.	✓	
	Cable shall be of stainless steel core with no less than 100 lbs. rating for pushing and pulling.	✓	
	Cable connection to valve spool must be enclosed and sealed with protective bonnet.		
	The cab control levers must be capable of being stacked and tied together in desired order.		
	Manual dual valve spreader controller shall be mounted inside the cab		
<b><u>PTO AND PUMP</u></b>	Hot shift PTO shall mount directly to the transmission.		
	Direct mount PTO pump		
	Two (2) section spool valve with power beyond		
	30 gallon minimum capacity Stainless Steel reservoir.		
	Reservoir must be dedicated with return filter		
	Sight gauge		
	Stainless Steel Valve enclosure, dedicated.		
	One power beyond to feed dump valve and manual dual valve.		
<b><u>HYDRAULIC</u></b> <b><u>LINES</u></b>	<b>Note:</b> Hydraulic lines for spreader shall run down the left side of the body with connections at the rear.		
	All hydraulic hard lines shall be made of 304 SS pipe. Front to back		
<b><u>ACCESSORIES</u></b>	Stainless steel stone shields ahead of rear wheels.		
	4-rung stainless steel folding ladder		
	Rubber mud flaps shall be installed behind the rear wheels		
<b><u>TOWING</u></b> <b><u>ACCESSORIES</u></b>	A 10 ton pintle hook shall be mounted to a pintle hook plate fabricated of 5/8" steel plate at the rear of the truck frame.		
	Pintle hook height shall measure 22" off of the ground.		
	Two safety chain eyes (D-Rings) shall be permanently attached to the pintle hook plate, one on each side of the pintle hook.		
	Weather proof seven (7) prong male and female trailer light plugs shall be installed in the rear cross-member with the female wired and the male supplied. Flat and Round.		
	Electronic trailer brake controller shall be installed and mounted inside of the cab.	✓	

Attachment: LI Freightliner (2022-680 : Awards Bid for 2023 Chasis W/Dump Body &amp; Accessories)

SECTION	SPECIFICATION DETAIL	COMPLY	
		YES	NO
<b>TARP SYSTEM</b>	A window shade style tarp shall be mounted to the front of the body.	✓	
	Heavy Duty Mesh, PVC coated polyester tarp to be supplied with tarp system for durability and longer life.	✓	
	Tarp shall measure 14' by 96" and include wind deflector.	✓	



### COMPLIANCE TO SPECIFICATIONS

The bidder shall indicate 100% compliance by checking "YES" or non-compliance by checking "NO" for each line item of specification. Any space left blank shall be considered non-compliant. Any deviation from the specification, or where submitted literature does not fully support the meeting of specifications, must be clearly cited in detail, in writing, by the bidder and submitted with the bid. NO verbal interpretations will be accepted! In addition NO deviations below "minimum" specifications as written will be accepted.

SECTION	SPECIFICATION DETAIL	COMPLY	
		YES	NO
	<b>"BIDDING REQUIREMENTS SECTION"</b>	✓	
	<b>HENKE ROAD WARRIOR 11' SNOW PLOW</b>		
<b><u>MOLDBOARD ASSEMBLY</u></b>	Moldboard shall be a smooth rolled, curved shape, made from minimum 10 Gauge Grade 50 steel, 11 feet in length (length to match specific customer request).		
	Shall include a minimum of 8 vertical ribs. Ribs shall be made of ½" steel plate, measuring 4" wide at the bottom. All ribs shall have drain holes where they are welded to the top angle, to prevent pooling of water.		
	All ribs shall be fully welded to a bottom structural angle measuring 4x4x.75". Bottom angle shall be braced with a series of .50x3x3" triangular steel gussets, spaced at approximately 12" centers across the full width of the bottom angle.		
	All ribs shall be fully welded to a top structural angle measuring 3.50x2.50x.38".		
	Shall have a minimum of 5 moldboard to pushframe connection points. There shall be a minimum span of 119.5" between the outermost hinge points. Reversing frame shall connect to moldboard using minimum 1.25" diameter cold-finished steel pins. Each connection points shall be reinforced with a fully welded 2.25" diameter steel bushing, 1.5" in length.		
	Moldboard height shall be minimum 42" as measured from the ground vertically up to the highest point on the inside surface of the moldboard, with the plow at a 13° attack angle, and an 8" cutting edge installed.		
	Shall include a steel integral shield, with the moldboard radius extended forward to prevent snow from blowing over the top of the moldboard when plowing at maximum speed. When set at 13° attack angle, the top of the moldboard curve shall extend forward of the cutting edge by a minimum of 22".		
	Shall include horizontal brace angles measuring 4x3x.38" at locations where trip devices attach, and measuring at least 4x3x.25" at all locations outboard of the outermost hinge points.		
	Plow end ribs shall include holes for sight marker mounting.		
	Entire moldboard assembly shall be continuously welded. Skip welding is not acceptable.	✓	

Attachment: LI Freightliner (2022-680 : Awards Bid for 2023 Chasis W/Dump Body &amp; Accessories)



SECTION	SPECIFICATION DETAIL	COMPLY	
		YES	NO
<b><u>REVERSING FRAME ASSEMBLY</u></b>	<b><u>DUAL</u></b> 11" x ½" x 8" SAE 1084 high carbon steel cutting edges shall be attached to the bottom angle. Attached to the cutting edge shall be a pair of carbide wrap around curb guards	✓	
	The pushframe shall include a 3.50x3.50x.50" steel angle rolled in an arc spanning 77.3" minimum, welded to a pushbeam of 4"x4"x.38" square steel structural tubing, minimum 119.5" long. Two support legs of 3.5"x3.5"x.50" steel angle, 25.5" long, shall be welded between the circle and the pushbeam (severe duty option: 4x4x.75" steel angle rolled in an arch spanning 77.3" minimum)		
	Ten (10) ears of minimum .625" thick steel shall be welded and gusseted to the pushbeam for attaching the moldboard assembly (14 ears on severe duty model).		
	Stop blocks shall be positioned on the circle to prevent over-stressing of the hydraulic cylinders. To prevent cylinder damage, the stop blocks shall be positioned such that the cylinders can never reach the "fully retracted" or "fully extended" position. To prevent possible "pinching" of hydraulic hoses, stop blocks shall not overhang the circle width.		
	The A-frame pivot point shall consist of a 4" long x 3.00" OD x 2.03" ID cold-rolled steel bushing, welded to the rear of the pushframe front main tube. This bushing shall be gusseted for additional support.		
	The pushframe shall include 4 ears, minimum .50" thick, for hydraulic cylinder attachment. For maximum durability, these ears must be made from T1 A514 Grade B steel with a minimum yield strength of 100,000 psi. The hydraulic cylinders shall attach using minimum 1" diameter steel pins.		
	All fasteners in the entire plow shall be zinc plated for corrosion resistance.		
<b><u>A-FRAME ASSEMBLY</u></b>	The A-Frame shall be constructed of two (2) MC4 x 13.8# channel sides, welded to a 1" x 5" backplate. A .75" thick x 25" wide bottom plate joining the two side channels and the backplate shall serve to retain the rolled semi-circle angle. The top plate shall be plasma cut to conform to the circle radius.		
	The front of the A-frame shall include (2) .75"x5"x8.5" ears. The A-frame shall attach to the pushframe assembly at the front using a minimum 2" steel pin, secured with bolt and nylock nut. The A-frame to pushframe pivot pin shall include an internal grease path, which allows greasing through the top of the pin, and delivers grease to two separate locations.		
	The A-frame shall include 4 ears, minimum .50" thick, for hydraulic cylinder attachment. For maximum durability, these ears must be made from T1 A514 Grade B steel with a minimum yield strength of 100,000 psi. The hydraulic cylinders shall attach using minimum 1" diameter steel pins.	✓	



SECTION	SPECIFICATION DETAIL	COMPLY	
		YES	NO
<b><u>A-FRAME ASSEMBLY</u></b>	Shall include a welded jackstand mount standard, to allow for use of an optional screw-adjustable jackstand.	Y	
<b><u>SAFETY TRIP – EXTERNAL COMPRESSION SPRING TYPE</u></b>	Shall include (2) External Compression Trip (ECT) assemblies, which allow the plow to trip when encountering obstacles while plowing.		
	Trip assemblies shall be attached to the moldboard with (2) .75" thick steel ears, with each ear having 3 holes providing for attack angle adjustments ranging from 6° to 20° from vertical. Trip ears on moldboard shall be fully welded to 4x3x.38" horizontal angles, with angles continuously welded for maximum strength.		
	Trip assemblies shall be attached to the plow reversing frame with (4) .50" thick fully welded ears.		
	Trip assemblies shall attach to moldboard and reversing frame with minimum 1" diameter steel pins.		
	Each trip assembly shall include two outer bars made from .50x2.5" flat bar, and one inner bar made from .75" thick steel plate.		
	ECT compression springs shall be a minimum of 5.63" outside diameter, minimum .75" diameter wire, and minimum 23.5" free length. Each ECT spring shall have a minimum spring rate of 284 lbs. /inch.		
	Shall include rubber and steel stops bolted and welded to the moldboard assembly, which contact the reversing frame front push tube BEFORE the trip springs become fully compressed, to prevent damage to the safety trips or surrounding structures.		
	The safety trips shall be designed to allow the plow moldboard to trip at least 15 degrees past vertical before contacting the rubber and steel stops, at all attack angle settings, to allow the plow to "hop" over obstacles, to help prevent plow damage due to shock loading.		
<b><u>LEVEL LIFTING SYSTEM</u></b>	The plow shall be equipped with a level lifting system that effectively level lifts the plow when utilized with an appropriate telescoping arm hitch. The level lift system must work in all plowing and transport positions, and shall not require the plow to be set on the ground to re-level it after reversing the plow from one side to the other. Level lifting system must function effectively with a single or double acting lift cylinder. Plow lift shall be the cable type. All shackles must be alloy steel and galvanized, and shall be appropriately sized and rated for the application. No shackle shall have a load rating of less than 2 tons.		
<b><u>SWIVEL PLATE ASSEMBLY</u></b>	Plow shall have a swivel plate at the rear that consists of 7" ship & car channel, reinforced with a welded plate at the bolt connection measuring 4"x4"x.63" minimum.		
	The swivel plate shall include .75" thick welded grab angles reinforced with .75" thick plasma cut stiffeners. It shall include stops to limit swiveling.		
	The swivel plate shall connect to the A-frame using a minimum 1-1/2" Grade 5 bolt with two hardened steel washers and a slotted nut.	Y	



SECTION	SPECIFICATION DETAIL	COMPLY	
		YES	NO
<b><u>SWIVEL PLATE ASSEMBLY</u></b>	The swivel plate shall be of the "arrowhead" type coupler	✓	
<b><u>HYDRAULICS</u></b>	The hydraulic reversing system shall include two heavy duty, double-acting hydraulic cylinders, minimum 3" bore x 10" stroke x 2" diameter rod, attached with minimum 1" diameter pins at each end.	✓	
	Reversing cylinders shall be mounted above the plow pushframe, to allow easy and convenient access to the hydraulic cylinders, hoses, and fittings, and to minimize contact with road debris.		
	Reversing cylinder rods shall be nitride coated for corrosion resistance and chip resistance. Reversing cylinders shall have a minimum working pressure rating of 3000 psi.		
	Reversing cylinders shall include rod wipers and Polypak Type B or Hallite rod seals. Reversing cylinders shall include a wear ring of minimum .38" width in the piston, and a wear ring of minimum .50" width in the head gland.		
	Plow shall be equipped with a hydraulic crossover relief valve to help prevent plow damage due to sudden impacts.		
	To optimize the discharge of snow, the plow reversing system shall provide for a minimum of 35 degrees of rotation in both left and right directions.		
	All hydraulic hoses shall be of 2-wire construction, with a minimum working pressure of 4,000 psi.		
	All necessary hydraulic hoses, fittings, and other associated hardware required for operation of the plow shall be provided.		
	The two hydraulic hoses running from the cushion valve to the area of the truck bumper shall be minimum .50" ID and minimum 40" in length. A male and female quick coupler shall be installed on these hoses, and a second set of male and female quick couplers with dust caps and dust plugs shall be shipped loose with the plow for field installation on the truck.		
	All necessary hydraulic hoses, fittings, and other associated hardware required for operation of the plow and truck hitch shall be provided.		
<b><u>SURFACE PREPARATION AND PAINT</u></b>	Unit shall be cleaned of oil, grease, mill scale, coatings, corrosion products, and other foreign materials using a commercial blast cleaning process in accordance with SSPC-SP 6/NACE No. 3 specification prior to the application of any protective coatings.		
	All exterior metal shall be painted using DuPont Imron 2.1 High Gloss Aliphatic Polyurethane Enamel or equivalent.		
	VOC concentration shall be no higher than 2.1 lbs. /gallon average when mixed.		
	All coatings shall be lead free.		
<b><u>OPTIONS</u></b>	Jackstand		
	A full length 12" rubber deflector shall be attached to the moldboard top angle		
	36" sight markers	✓	

Attachment: LI Freightliner (2022-680 : Awards Bid for 2023 Chasis W/Dump Body &amp; Accessories)



### COMPLIANCE TO SPECIFICATIONS

The bidder shall indicate 100% compliance by checking "YES" or non-compliance by checking "NO" for each line item of specification. Any space left blank shall be considered non-compliant. Any deviation from the specification, or where submitted literature does not fully support the meeting of specifications, must be clearly cited in detail, in writing, by the bidder and submitted with the bid. NO verbal interpretations will be accepted! In addition NO deviations below "minimum" specifications as written will be accepted.

SECTION	SPECIFICATION DETAIL	COMPLY	
		YES	NO
"BIDDING REQUIREMENTS SECTION"			
SPECIFICATIONS FOR A 10' SELF-CONTAINED HEAVY DUTY 304 STAINLESS STEEL HOPPER TYPE SPREADER			
GENERAL:	The spreader required under these specifications shall be of a heavy duty, self-contained, hopper-type design. This unit shall consist of a 304-2B stainless steel body, feed conveyor, spinner disc, power drive, and all components necessary to make a complete operating unit.	✓	
	It shall be capable of uniformly spreading de-icing chemicals, sand, cinders, or mixtures of each up to a width of forty feet.	↓	
	Bidders must submit with their bid complete specifications on the unit they propose to furnish. Bids with exceptions to these specifications shall be considered informal.	↓	
	The unit, as bid, shall be a current design and production unit. Bidders shall submit current literature for the make and model being bid.	↓	
	All sheet steel gauges and bar stock sizes listed throughout this specification will conform to ASTM standards. The use of any other standards will not be considered.	↓	
BODY:	The spreader hopper (sides, end gates, and stakes) shall be constructed of no less than 12-gauge 304- 2B stainless steel.	↓	
	The hopper body length shall be not greater than 10 feet with longitudinals extending one foot beyond for mounting the spinner assembly.	↓	
	The body shall be of an all welded steel construction and not less than 5.2 cubic yards struck capacity.	↓	
	The hopper shall be not greater than 82" wide with a body side height not to exceed 50".	↓	
	The body sides shall have not less than forty-five (45) degree pitch to insure free flow of material to the conveyor.	↓	
	Both front and rear end gates shall be tapered 23 degrees to relieve pressure on the conveyor.	↓	
	To add to the rigidity of the body, the upper edge of each side sheet and end gate shall be channel formed to a dimension of 2-1/4" x 1-1/8" for additional support.	↓	

Attachment: LI Freightliner (2022-680 : Awards Bid for 2023 Chasis W/Dump Body &amp; Accessories)



SECTION	SPECIFICATION DETAIL	COMPLY	
		YES	NO
<b>BODY CONT:</b>	The lower portion of each side sheet shall be in contact with the longitudinal sills for the entire length of the sills. This provides additional rigidity to the body and as well as adding support for the spinner assembly.	✓	
	The body longitudinal sills shall be a minimum of 10- gauge 304-2B stainless steel with the bottom longitudinal flanges supported on formed 7-gauge 304 stainless 3" x 1-1/2" x 7-gauge 304 stainless, rectangular tubing cross sills.		
	A minimum of four 12-gauge 304 stainless steel body supports are required on each side, to rigidly tie the rectangular tube cross sills to both the longitudinal sill and body side sheets to provide the highest degree of resistance to warping or twisting under heavy loads.		
	At each corner of the body shall be a lifting loop constructed from no less than 3/4" 304 stainless round material.		
	Welding procedures for this body shall provide for: full welding of the side sheets to the end gates on the outside of the body, full welding of the side sheets to the body longitudinals on the outside of the body, and full welding of the side supports to the side sheets, longitudinals and cross sills on one side. The lifting loops shall also be fully welded to the end gates.		
	The practice of skip welding any of the aforementioned components to another will not be considered for the unit(s) described by this specification.		
	At the rear of the hopper body, a feed gate opening of no less than 12" high by 18" wide shall supply be provided.		
	A feed gate of no less than 12-gauge 304-2B stainless steel and running in self cleaning, heavy- duty, replaceable, stainless steel feed gate slides will be provided to accurately regulate the amount of material exiting to the spinner disc.		
	Adjustment of this feed gate shall be controlled through a screw type jack with a minimum rating of 135 foot pounds of torque.		
	A curb side operated handle connected to the jack by a stainless-steel u-joint rated at no less than 250 foot pounds of torque will be provided.		
	To provide accurate calibration of the material flow, a feed gate indicator and ruler shall be provided.		
	The overall width of the conveyor system shall be not less than 24".		
	The conveyor bottom shall be a minimum of 10- gauge 304-2B stainless steel, flange type construction, and adequately braced, with 1/4" x 1- 1/2" bars, on 12" centers to provide rigidity to the conveyor chain floor.	✓	

Attachment: LI Freightliner (2022-680 : Awards Bid for 2023 Chasis W/Dump Body &amp; Accessories)



SECTION	SPECIFICATION DETAIL	COMPLY	
		YES	NO
<b><u>CONVEYOR:</u></b>	The conveyor bottom will be considered as replaceable with the flanged section of the bottom panel bolted to the longitudinal sills with stainless hardware positioned every 12" for the length of the bottom panel.	✓	
	There shall be formed rolled lips supplied at both the front and rear of the bottom panel.		
	The longitudinal sills shall be equipped with replaceable chain shields constructed from 12- gauge 304-2B stainless steel.		
	A replaceable wiper belt will be provided, on the rear lip, to assist in the prevention of material carry back.		
	The conveyor gearbox shall have a 6:1 reduction and be of the spur gear type having aluminum alloy housing with a removable "bolt-on" torque arm mount		
	The conveyor hydraulic motor shall be of the orbital, low speed, hi-torque type, integrally mounted to the conveyor gearbox. This motor shall be equipped with an integral speed sensor.		
	Conveyor drive sprockets shall be 8-tooth, drop forged steel, keyed to a 2" diameter (minimum) C- 1045 shaft.		
	The drive bearings, one each side, shall be a heavy- duty, dust sealed, self-aligning, four-bolt flange equipped with a grease fitting.		
	The drive shaft bearings shall not be bolted to the longitudinal sills but will be held into position by heavy-duty bearing retainers. These retainers shall allow for ease in replacement of the bearings without the need to remove the conveyor chain or remove bolts through the longitudinal sills.		
	The idler sprockets shall be 8-tooth, drop forged steel, keyed, and mounted on not less than a 1-1/2" C-1045 shaft.		
	The idler bearings shall be an actual "take-up" design, capable of being lubricated, and mounted into a screw type, positive adjustment, self-cleaning fixture with 4" (minimum) of full travel for proper tension at all times.		
	Idler bearings shall be equipped with extended tubing and hose that allow the bearings to be greased at the rear of the spreader.		
	Flange or pillow block bearings used for the purpose of chain adjustment will not be accepted.		
<b><u>STAINLESS STEEL DRIVELINE TYPE/TOP MOUNT MOTOR:</u></b>	The distributor disc shall be 20" diameter, polyurethane type, and equipped with six radial formed fins.		
	Material shall be guided from the conveyor end to the distributor disc through a fully enclosed chute constructed from carbon steel.		
	The spinner chute is to be vertically adjustable 12", providing a 20" to 32" spinner position in 3" increments, below the mounting surface.	✓	

Attachment: LI Freightliner (2022-680 : Awards Bid for 2023 Chasis W/Dump Body &amp; Accessories)



SECTION	SPECIFICATION DETAIL	COMPLY	
		YES	NO
<b><u>DRIVELINE</u></b> <b><u>CONT:</u></b>	To adjust the placement of the material on the spinner disc two, 12-gauge 304 stainless steel adjustable flow deflectors will be provided. These internal deflectors shall be adjustable without the use of tools.	✓	
	To control the direction and width of the material being spread, the spinner shall come equipped with stainless steel baffles. These baffles shall be located in the front, rear, and on both sides of the spinner disc.		
	The front baffle shall be fixed position and extend out to the right and left of the spinner disc at a distance proper to prevent material from striking the underside of the operating chassis.		
	These baffles are to be equipped with flexible rubber corner shields. These shields shall be of a design that will prohibit material from coming into contact with the underside of the truck chassis or the front end of a trailing vehicle.		
	Adjustment of all baffles shall be accomplished with out the use of tools.		
	The spinner drive line shall be equipped with a motor mounted on the top of the spinner chute with a telescopic shaft coupled to a solid shaft mounted in two sealed and shielded pillow block bearings that support the distributor disc.		
	The spinner described shall be equipped to swing- up to allow for unit storage or discharging material without having material flow through the spinner chute.		
	Triangle slow moving sign shall be installed on the rear of the spinner chute		
	A custom heavy duty carbon steel bumper constructed of box tubing shall protect the spinner assembly from damage.		
<b><u>TAPE</u></b>	Conspicuity tape white reflective shall be installed on the rear of the heavy duty steel spinner bumper.		
<b><u>PAINT:</u></b>	Prior to the assembly of the unit, all components are to be individually cleaned with an iron phosphate treatment. Upon completion of the cleaning process, all non-stainless steel components are to be primed and finish coated with a plural-component urethane finish coat of black in color. Finally, all painted components are to be oven cured and then completely assembled.		
<b><u>CONVEYOR #2</u></b> <b><u>PINTLE:</u></b>	The conveyor system shall be of the chain bar flight type running longitudinally with the body, feeding materials to the distributor disc.		
	The overall width of the conveyor shall be approximately 24".		
	The conveyor chain shall be pintle, 2-1/4" pitch, and heat-treated formed links with locked non-turning pins. The tensile strength shall be 21,000 pounds per strand.		
	Chain bar flights shall have a cross section of 3/8" x 1-1/2" and be welded on both the top and bottom of each bar. Each bar should be located on approximately 4-1/2" centers.	✓	

Attachment: LI Freightliner (2022-680 : Awards Bid for 2023 Chasis W/Dump Body &amp; Accessories)

SECTION	SPECIFICATION DETAIL	COMPLY	
		YES	NO
<b><u>CONVEYOR #2</u></b> <b><u>PINTLE CONT:</u></b>	12-gauge 304 Stainless "bolt in" replaceable conveyor chain shields, properly formed and of sufficient strength to resist binding, shall be provided.	✓	
<b><u>INVERTED VEE:</u></b>	A height adjustable 12-gauge 304 stainless steel inverted "V" steel shield supported from a minimum of two vertical positions shall be provided to reduce the load pressure on the conveyor. This "V" shall be design to allow a swinging motion to eliminate material bridging while protecting the conveyor from excessive load pressure.	↓	
<b><u>OILER:</u></b>	For lubricating each side of the conveyor chain. Two-quart capacity oil tank. Petcock turns flow of oil off and on. Tank shall be positioned at body rear for easy access.		
<b><u>TOP SCREENS:</u></b>	Sectional screens with a maximum length per section of six feet shall be hinged to a 6" x 9.0LB I- beam running longitudinally the full length of the spreader hopper. The screen sections are to have 3/8" diameter rod welded to a 1/4" x 2" angle frame forming 2-3/8" x 2-1/2" openings. At the outer most edge of the screens, along the side sheets of the body, the screens shall nest into the body. This nesting will lock the screens from movement. Each screen section shall be held to the I-beam by a minimum of two 5/8" diameter hinge pins.		
<b><u>DUMP BODY</u></b> <b><u>MOUNT</u></b>	The mounting kit is to include four screw-adjustable hold down clamps with sleeve covered chains, mounting brackets, and hardware to attach to a dump body.		
	A tailgate latch device manufactured from 3" x 4.1lb. channel with 1-1/2" diameter pins welded at each end and fastened to the body sills through included brackets.	↓	
	The pins are locked into place by the dump body tailgate latch.	✓	

Attachment: LI Freightliner (2022-680 : Awards Bid for 2023 Chasis W/Dump Body &amp; Accessories)



**COMPLIANCE TO SPECIFICATIONS**

The bidder shall indicate 100% compliance by checking "YES" or non-compliance by checking "NO" for each line item of specification. Any space left blank shall be considered non-compliant. Any deviation from the specification, or where submitted literature does not fully support the meeting of specifications, must be clearly cited in detail, in writing, by the bidder and submitted with the bid. NO verbal interpretations will be accepted! In addition NO deviations below "minimum" specifications as written will be accepted.

SECTION	SPECIFICATION DETAIL	COMPLY	
		YES	NO
"BIDDING REQUIREMENTS SECTION"			
OPTION 1: ZIEBART	Product Description - Ziebart chassis frame rails sealant protection package.	✓	
	Sealant shall protect against road damage and rust.		
	Sealant shall reduce vibration and insulate underbody from heat and road noise.		
	Sealant shall remove penetrate and protect seams and spot weld		
	Sealant shall meet federal and military sealant specifications MIL-C-62218.		
	Sealant shall comply with federal standard 296E.		
	Sealant shall be impervious to water, salt and mud.		
	Sealant shall be applied to Chassis frame rails.		
	In order to qualify for ten (10) warranty, coating must be applied by a certified applicator.	✓	

**BIDDERS RESPONSE SHEET****Exceptions and Deviations (Use additional pages if necessary.):**



VENDOR NAME

TRM Inc**IV. General Bid Specifications****Bid Form**

Each bid shall be submitted on the required Bid Sheet; Exceptions to Specifications, Bidder Qualifications, Non-Collusive Bidding Certificate and Iran Divestment Act Certification must be submitted with each bid and must be signed by the same individual entering the bid. All bids or bidders not adhering to any of the requirements herein may be rejected.

**Inspection:** The Town reserves the right and shall be at liberty to inspect the chassis and all equipment and shall have the right to reject the chassis, equipment, all materials and workmanship which do not conform to the specification provided; however, the Town is under no duty to make such inspection. If the inspection indicates that repairs are necessary for the intended use of the chassis by the town, the bidder may be offered the option to perform the repairs at the bidder's expense prior to the purchase of the chassis by the Town. The Town's judgment of required repairs is not subject to negotiation or challenge.

Prior to delivery, the chassis and equipment shall be completely serviced as necessary to assure proper operation and function.

All parts or attachments not specifically mentioned but necessary to complete the chassis must be furnished and must conform to the highest standards of quality of material and workmanship provided in good engineering practice and intended in these specifications. The chassis will be judged on stability and safety, ability to carry out Town's present operations, ease of operation and maintenance, price and delivery date. These specifications shall be considered minimum unless otherwise stated. All variations from the stated specification must be clearly noted on the Bid Proposal.

Final inspection and acceptance of the chassis and equipment for conformity with the specifications shall be made by the Town Highway Superintendent or such designated representative of said Town Highway Department.

**Delivery:** The delivery date or term within which the proposed item(s) will be delivered shall be stated in the space provided under Delivery Information. Failure by the successful seller to notify the Town of Riverhead immediately of any delivery beyond the stated date or terms is cause for him to be held responsible for damages incurred as a result of an extended delivery time.

All equipment/material, spare parts and supplies shall be delivered F.O.B. destination, delivery charges prepaid and added, to the following location, unless otherwise indicated on the Bid Sheet labeled "V. Bid Sheet".

**Material and Equipment Specified by Name:** Whenever any material or equipment is specified by patent or proprietary name or by the name of the manufacturer, unless stated



VENDOR NAME

Trux Inc

differently, such specification shall be considered as if followed by the words "or acceptable equal", whether or not such words appear. The seller may offer material or equipment with equal or better qualities and performance in substitution for those specified which he considers would be in the Town's interest to accept. No verbal offers for substitution will be acknowledged or considered from sellers, distributors, manufacturers or subcontractors. Any such offers shall be made in writing to the Highway Superintendent for his consideration with the submission of the proposal and the seller shall include sufficient data which, together with any other data the Town may require, will enable the Town to assess the acceptability of the material or equipment. Such acceptance by the Town shall not relieve the seller from full responsibility from the efficiency and quality and performance of the substitute material or equipment, in the same manner and degree as the material and equipment specified by name.

It should be understood that specifying a brand name, components and/or equipment in these specifications shall not relieve the seller from full responsibility to produce the products in accordance with the performance warranty and contractual requirements. The seller is responsible for notifying the Town of any inappropriate brand name, component and/or equipment that may be called for in the specifications, and to propose a suitable substitute for consideration.

**Bid Postponement and Amendment:** The Town of Riverhead reserves the right to revise or amend the specifications up to the time set for opening the bids. Such revisions and amendments, if any, shall be announced by amendments to this solicitation. Copies of such amendments shall be furnished to all prospective sellers. Prospective sellers are defined as those sellers listed on the Town's bids list for this material, or who have obtained bid documents subsequent to the bid advertisement. If the revisions and amendments require changes in quantities or prices proposed, or both, the date set for opening bids may be postponed by such number of days as in the opinion of the Town shall enable sellers to revise their bids. In any case, the bid opening shall be at least two (2) working days after the last amendment, and the amendment shall include an announcement of the new date, if applicable, for the opening of bids.

**Single Bid Response:** If only one bid is received in response to the invitation for bids, a detailed cost proposal may be requested of the single Seller. A cost/price analysis and evaluation and/or audit may be performed of the cost proposal in order to determine if the price is fair and reasonable.

**Bid Withdrawal:** After the bids are opened, bids may not be withdrawn for forty-five (45) calendar days. Prior to the date/time set for the bid opening, however, bids may be modified or withdrawn by the Seller's authorized representative in person, or by written telegraphic notice. If bids are modified or withdrawn in person, the authorized representative shall make his identity known and shall sign a receipt for the bid.

**Award:** The Town of Riverhead reserves the right to accept bids, award bids and/or not award bids based on one chassis or more than one chassis or award separate (more than one) bids based upon the type of chassis set forth in the specifications; to reject any and all bids, to waive any informality in the bids, and to accept the bid that appears from all consideration to be for the best interest of the Town of Riverhead.



VENDOR NAME

TRUX INC

In determining and evaluating the best bid, the prices will not necessarily be controlling, but quality, equality, efficiency, utility, general terms, delivery, suitability of the equipment/material offered, and the reputation of the equipment/material in general use will also be considered with any other relevant factors. The Highway Superintendent and/or the Purchasing Agent shall be the judges in the determination of these matters.

Notice of bid award, if bid be awarded, will be made within forty-five (45) days of opening of bids to the lowest responsive and responsible seller, whose bid proposal complies with all the requirements in the bid specifications.

**Title:** Title to the truck chassis and all equipment shall pass to the Town at the F.O.B. point designated under Delivery, subject to the right of the Town to reject upon inspection.

**Acceptance and Payment:** Acceptance shall be made at the time all equipment/material is operational and in proper working order as determined by and to the satisfaction of the Town of Riverhead. Acceptance of the equipment/material shall be determined on the basis of technical completeness, performance and adherence to the operational requirements and functions of the specifications.

Payment will be scheduled within thirty (30) days upon complete delivery and acceptance of all material/equipment and receipt of an original and one (1) copy of an invoice complying with the terms and conditions of the award. The Town reserves the right to withhold up to ten percent (10%) of the purchase price in the event there is a conditional acceptance. Non-compliance with any one of the following requirements shall constitute a conditional acceptance:

- a) Adherence to the general construction and performance specifications.
- b) Reasonable opportunity for chassis and equipment/material inspection by Highway Superintendent and/or Town Purchasing Agent.
- c) Receipt of manuals (if applicable).

**Guarantee:** All vehicles, equipment and materials including all parts and assemblies, if applicable, shall be guaranteed against defects in material and workmanship for a period of at least one (1) year after acceptance. Guarantee shall commence at the time of official acceptance by the Town. Where it is required to repair, replace, resurface, replant or to modify, alter, add or remove hardware, parts, components, or related accessories for the purpose of insuring proper appearance, performance or operation, such operations shall be done as required until such time as acceptable performance has been established.

Note, Seller, shall be responsible for any costs related to repairs necessary to pass New York State Inspection.

Problems which occur shall be corrected in an appropriate fashion under guarantee. Seller shall be responsible to attend to and remedy such items within a reasonable amount of time. Appropriate logs and schedules shall be maintained to reflect these items and their redress.

VENDOR NAME

TRM Inc

**New York Law:** The Notice to Bidders and Bid Specifications shall be governed according to the laws of the State of New York.

## V. Bid Sheet

**2023 or NEWER CHASSIS, 10.5' 304 STAINLESS STEEL DUMP BODY, CUSTOM LOW MOUNT HITCH AND CENTRAL HYDRAULICS, 10' STAINLESS STEEL MATERIAL SPREADER, 11' SNOW PLOW AND CENTRAL HYDRAULICS**

The bidder will furnish a 2023 or newer chassis, 10.5' 304 stainless steel dump body and custom low mount hitch and hydraulics, 10' Stainless Steel Material Spreader, 11' Reversible Snow Plow. for the price of:

\$ 266,700.00 /ea.

Two Hundred and Sixty Six Thousand Seven Hundred dollars and 0 Cents  
Price in Words

Make Freightliner

Model 108SD

Year 2024

Bidder guarantees that delivery will be made within See letter calendar days after bidder's receipt of order.

## OPTION:

1. Ziebart Underbody Coating

or equal \$ 850.00 /ea.

Name of Bidder:

TRM Inc. Long Island Freightliner

Address of Bidder:

1365 Lakeland Ave Bohemia, NY 11716

Telephone Number:

631 563-1300

Email:

pnettesheim@Lifreightliner.com



VENDOR NAME

TRUX Inc

## VI. Exceptions to Specifications

## REQUIRED DATA

Please complete for any exception to the specifications.

Freightliner 108SD, 2024

(Identify Make, Model, Year on the line above)

Exceptions to the specifications of any bid items stated herein shall be fully described in writing by the contractor in the space provided below:

See letter attached.

Attach additional page(s) as necessary.

Signature

Peter D. Nettesheim

Printed Name

Date

Title

8/30/22Pres

VENDOR NAME

TRUX INC

## BIDDER QUALIFICATIONS

All questions must be answered and the information given must be clear and comprehensive. If necessary, questions may be answered on separate attached sheets.

Section A.

1. Name of Offeror/Organization:

TRUX INC

2. Main Office Address:

1365 Lakeland Ave, Bohemia, NY 11716

3. When Organized:

1988

4. If a Corporation, Indicate State Incorporated In:

New York5. NAME OF PARTNERSHOME ADDRESS OF PARTNERS

If Bidder is a FIRM, state here the name and home address of each member thereof

Peter Nettesheim, Windmill Dr. Huntington, NY  
Craig Muller, Ingold Dr. Dix Hills, NY

If Bidder is a CORPORATION, complete the information below:

Name and Address of President:

Peter Nettesheim

Name and Address of Vice President:

Craig Muller

Name and Address of Secretary:

Craig Muller

6. Does any other contractor, vendor or person have, hold, or may derive any actual or beneficial percentage of interest in any other form of ownership of the Offeror in an amount of 5% or more? Yes/No NO

If yes, please provide:

Name: N/A

Address: \_\_\_\_\_

Section B.

Provide information below regarding similar contracts held:

Organization Name:

Town of Smithtown  
Town of Islip

Contact Person (Name and Phone Number):

Robert Murphy  
Tom Oren

Amount of Contract:

1 million plus

Date Completed:

2021



VENDOR NAME

TRN IncSection C.1. Have you ever failed to complete any contract awarded to you? Yes/No NO2. Have you ever defaulted on a contract? Yes/No NO If yes, state where and why:N/A3. Has any officer or partner of your organization ever been an officer or partner of some other organization that failed to complete a contract? Yes ☐ No ☒ (circle one)

If yes, state name of individual, other organization and reason:

N/A4. Has any officer or partner of your organization ever failed to complete a contract in his/her own name? Yes/No NO if yes, state name and reason:N/A

5. In what other lines of business are you financially interested?

NONE6. Who will personally supervise this contract?  
Name and Phone NumberPeter Nettesheim

Title

Pres7. Do you have, or can you obtain, sufficient personnel and equipment to perform this contract as required by the "Bid Proposal"? Yes/No Yes

8. Provide names and phone numbers of local (Long Island) government references:

Town of Smithtown 6313607500, Town of Islip  
Town of Southampton, Town of Brookhaven, Town of  
Huntington, Town of East Hampton, Village of East  
Hampton

9. Provide contact names and phone numbers for emergencies that require an immediate response:

Day: 631 563-1300Night: 516 410-5654

VENDOR NAME

TRM

10. List all major equipment you will utilize to perform all work. Indicate whether you currently own or lease the equipment, or will lease it (attach a separate sheet if necessary).

Own all necessary equipment to perform contract.

11. Successful Offeror shall provide the Town, at the signing of the contract, the following information:

- Table of Organization of the CONTRACTOR showing the names and addresses of all individuals serving on the Board of Directors or comparable body of the CONTRACTOR.
- Proof of financial capability and a detailed financial statement.

#### Section D.

(\*Delete phrases that are not applicable)

I, Peter Nettesheim the \*(applicant herein), (an officer or agent of the corporate applicant) namely its President, (list corporate interest)

(swears) or (affirms) under the penalties of perjury that:

- The following persons have a direct or indirect interest in this bid:

NAME	ADDRESS	DATE OF BIRTH
<u>Peter Nettesheim</u>	<u>Huntington NY</u>	<u>04/08/59</u>
<u>Craig Muller</u>	<u>Dix Hills NY</u>	<u>07/01/46</u>

(In case of corporations, all officers of the corporation and stockholders owning more than 5% of the corporate stock must be listed. Attach an additional sheet, if necessary).

- The following person(s) listed immediately above are related by blood or marriage to an officer or employee of the OWNER. Attach an additional sheet, if necessary.

NAME

RELATIONSHIP

NAME/POSITION OF  
EMPLOYEE/OFFICER

<u>Michael Nettesheim</u>	<u>Brother</u>	<u>Stockholder</u>
---------------------------	----------------	--------------------

False statements made herein are punishable as a Class A misdemeanor pursuant to 210.45 of the Penal Law.

TRM Inc

Legal Name of Person/Firm/Corporation

By: [Signature]



VENDOR NAME

Trux Inc**GENERAL MUNICIPAL LAW – SECTION 103-d****Non-Collusive Bidding Certificate**

By submission of this bid, each bidder and each person signing on behalf of any bidder certifies, and in the case of a joint bid, each party thereto certifies as to its own organization, under the penalty of perjury, that to the best of his knowledge and belief:

- (A) The prices in this bid have been arrived at independently without collusion, consultation, communication or agreement, and for the purpose of restricting competition, as to any matter relating to such prices with any other bidder or with any competitor or potential competitor;
- (B) Unless otherwise required by law, the prices which have been quoted in this bid have not been knowingly disclosed by the bidder prior to the opening, directly or indirectly to any other bidder, competitor or potential competitor;
- (C) No attempt has been or will be made by the bidder to induce any other person, partnership, or corporation to submit or not to submit a bid for the purpose of restricting competition.

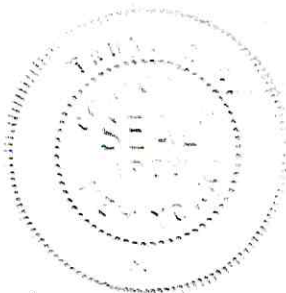
I hereby affirm, under the penalty of perjury, the foregoing statement is true:

Signed by:

Title:

Date:

Affix corporate seal if contractor is a corporation.



VENDOR NAME

Trax Inc**IRAN DIVESTMENT ACT CERTIFICATION**

As a result of the Iran Divestment Act of 2012 (Act), Chapter 1 of the 2012 Laws of New York, a new provision has been added to the State Finance Law (SFL), § 165-a, effective April 12, 2012. Under the Act, the Commissioner of the Office of General Services (OGS) will be developing a list (prohibited entities list) of "persons" who are engaged in "investment activities in Iran" (both are defined terms in the law). Pursuant to SFL § 165-a(3)(b), the initial list is expected to be issued no later than 120 days after the Act's effective date, at which time it will be posted on the OGS website.

By submitting a bid in response to this solicitation or by assuming the responsibility of a Contract awarded hereunder, Bidder/Contractor (or any assignee) certifies that once the prohibited entities list is posted on the OGS website, it will not utilize on such Contract any subcontractor that is identified on the prohibited entities list.

Additionally, Bidder/Contractor is advised that once the list is posted on the OGS website, any Contractor seeking to renew or extend a Contract or assume the responsibility of a Contract awarded in response to the solicitation, must certify at the time the Contract is renewed, extended or assigned that it is not included on the prohibited entities list.

During the term of the Contract, should the TOWN OF RIVERHEAD receive information that a person is in violation of the above-referenced certification, the TOWN OF RIVERHEAD will offer the person an opportunity to respond. If the person fails to demonstrate that it has ceased its engagement in the investment which is in violation of the Act within 90 days after the determination of such violation, then the TOWN OF RIVERHEAD shall take such action as may be appropriate including, but not limited to, imposing sanctions, seeking compliance, recovering damages, or declaring the Contractor in default.

The TOWN OF RIVERHEAD reserves the right to reject any bid or request for assignment for an entity that appears on the prohibited entities list prior to the award of a contract, and to pursue a responsibility review with respect to any entity that is awarded a contract and appears on the prohibited entities list after contract award.

Signature: \_\_\_\_\_

Print Name: \_\_\_\_\_

Title: \_\_\_\_\_

Company Name: \_\_\_\_\_

Date: \_\_\_\_\_

Peter D. Vetterheim  
Pres  
Trax Inc  
8/30/22




VENDOR NAME

TRIX INC**SEXUAL HARASSMENT STATEMENT**

By submission of this bid, each bidder and each person signing on behalf of any bidder certifies, and in the case of a joint bid each party thereto certifies as to its own organization, under penalty of perjury, that the bidder has and has implemented a written policy addressing sexual harassment prevention in the workplace and provides annual sexual harassment prevention training to all of its employees. Such policy shall, at a minimum, meet the requirements of §201-G of the Labor Law.

Signature:



Print Name:

Peter D. Nettekoven

Title:

Pres

Company Name:

TRIX INC

Date:

8/30/22

VENDOR NAME

TRUX Inc

Please complete and affix to your sealed bid envelope.



BIDDER:

TRUX Inc

ADDRESS:

1365 Lakeland AveBohemia N.Y. 11716

**BID NAME:** 2023 or NEWER CHASSIS, 10.5' 304 STAINLESS  
STEEL DUMP BODY, CUSTOM LOW MOUNT HITCH, 10'  
STAINLESS STEEL MATERIAL SPREADER, 11' SNOW PLOW  
AND CENTRAL HYDRAULICS

**BID OPENING DATE:** SEPTEMBER 1, 2022

**TIME:** 11:00AM

**BIDS MUST BE DELIVERED TO:**

TOWN OF RIVERHEAD  
TOWN CLERKS OFFICE  
200 HOWELL AVENUE  
RIVERHEAD, NY 11901

**PRIOR TO 11AM ON SEPTEMBER 1, 2022**

**LATE BIDS WILL NOT BE ACCEPTED FOR ANY REASON**